

# CONFERENCE ACCESSORIES | LECTERNS



**HPL TOPS & CABINET EXTERIOR** | 44 standard HPL finishes

**EDGES** | matching & coordinating finishes in the following options:

**ABS 1:** PVC-free impact resistant flat edge (**S**)

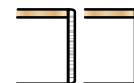
**ABS 2:** "Multiply Look" flat edge (**M**) or Silver Metallic flat edge (**SM**)


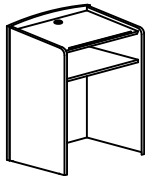
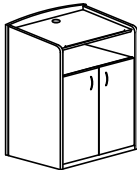
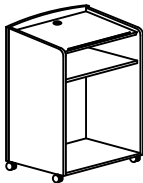

**MULTIPLY WOOD 1:** Flat eased edge (**MWE**) or Convex edge (**MWC**)

- Refer to edge code, above in ( ), when pricing below -


**Standard Features:**

- Adjustable leveling glides included, as needed.
- (1) Grommet included in the top. Consult factory for other accessories (power, lamp, microphone, etc.).
- Aluminum ledge included to keep paper, pens, etc. from sliding off the slanted top.



	SIZE	MODEL #	ABS 1 S	ABS 2 M or SM	Multiply Wood 1 MWE or MWC
 <b>TABLE TOP LECTERN</b>	20 x 24 x 13	37002024	\$599	\$798	\$2,559
	20 x 30 x 13	37002030	\$688	\$904	\$2,808
 <b>FREESTANDING LECTERN</b> - Fixed shelf, approx. 6" below the top.	20 x 24 x 42	37102024	\$1,271	\$1,601	\$4,524
	20 x 30 x 42	37102030	\$1,543	\$1,876	\$4,823
 <b>FREESTANDING LECTERN WITH DOORS</b> - Fixed shelf, approx. 6" below the top. - Two doors over a storage area, with an adjustable shelf. - Default 4" Elliptical Pulls (other options below). - Consult factory for premium pull options.	20 x 24 x 42	37202024	\$1,729	\$2,060	\$4,983
	20 x 30 x 42	37202030	\$2,057	\$2,390	\$5,337
 <b>MOBILE LECTERN</b> - Fixed shelf, approx. 6" below the top. - Set of (4) black casters included. NOTE: Lectern height is adjusted to maintain 42" height with added casters	20 x 24 x 42	37152024	\$1,554	\$1,884	\$4,807
	20 x 30 x 42	37152030	\$1,826	\$2,159	\$5,106
 <b>MOBILE LECTERN WITH DOORS</b> - Fixed shelf, approx. 6" below the top. - Two doors over a storage area, with an adjustable shelf. - Default 4" Elliptical Pulls (other options below). - Consult factory for premium pull options. - Set of (4) black casters included. NOTE: Lectern height is adjusted to maintain 42" height with added casters	20 x 24 x 42	37252024	\$1,813	\$2,143	\$5,066
	20 x 30 x 42	37252030	\$2,140	\$2,473	\$5,420

**Standard Pull Options**



Bar - Matte Nickel Finish Only



Elliptical Wire (default)  
Matte Nickel Finish  
(also available in BLACK)



Double Wire - Matte Nickel Finish  
(also available in BLACK)

**Premium Pull Options**



Flat Arched Style - Matte Nickel Finish



Thin Rod Style - Matte Nickel Finish