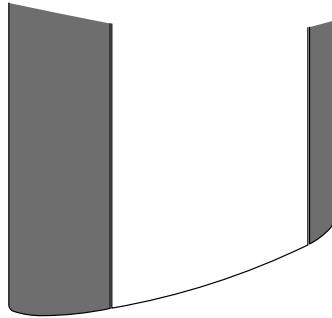


CAP SERIES

ELLIPTICAL END CAP CONFERENCE TABLE



STANDARD FEATURES

Aluminum extrusions embrace the border of these capped legs while the insert panels tie together the base with the top finish. Room between the panels conceal wires from the table to the floor. Enjoy the look, longevity, and functionality these bases provide.

- HPL tops are 1/4" thick, available in 41 standard Group A finishes, and hundreds of non-standard Group B and C finishes.
 - Flat, impact-resistant edgebanding is standard. Other edge options are available. See page 1-2.
 - Bases have adjustable leveling glides.
 - Aluminum end caps with insert panel made to match top finish.
- Finish specifications on page 1-4.

Available:

- Power/Data, see pages 2-1 through 2-5.

DIMENSIONS

STARTING PRICE

Edge Style #10 Standard
Refer to page 1-2 for Edge Profiles

Top Edge Detail Upgrades

Add Cost to Starting Prices for these Edge Profiles.

Size	Model #	"A"	"B"	"C"	Grp. 2	Grp. 3	Grp. 4
Rectangle Tops							
<i>1-PIECE TOP AND 2 BASES</i>							
42 x 84	CEC4284SQ	\$2294	\$2506	\$2584	\$164	\$589	\$864
42 x 96	CEC4296SQ	\$2399	\$2628	\$2712	\$180	\$644	\$945
48 x 96	CEC4896SQ	\$2428	\$2676	\$2767	\$187	\$672	\$986
<i>2-PIECE TOP AND 3 BASES</i>							
48 x 120	CEC48120SQ	\$3523	\$3856	\$3980	\$218	\$782	\$1148
60 x 120	CEC60120SQ	\$4400	\$4905	\$5093	\$233	\$837	\$1229
<i>2-PIECE TOP AND 4 BASES</i>							
48 x 144	CEC48144SQ	\$3683	\$4054	\$4191	\$249	\$892	\$1310
60 x 144	CEC60144SQ	\$4617	\$5167	\$5372	\$264	\$948	\$1391
<i>2-PIECE TOP AND 4 BASES</i>							
48 x 168	CEC48168SQ	\$4717	\$5175	\$5343	\$280	\$1003	\$1472
60 x 168	CEC60168SQ	\$5835	\$6526	\$6782	\$295	\$1058	\$1553
Wedge Tops							
<i>1-PIECE TOP AND 2 BASES</i>							
42 x 84	CEC4284WD	\$2397	\$2609	\$2687	\$164	\$589	\$864
42 x 96	CEC4296WD	\$2517	\$2744	\$2830	\$180	\$644	\$945
48 x 96	CEC4896WD	\$2562	\$2810	\$2901	\$187	\$672	\$986
<i>2-PIECE TOP AND 3 BASES</i>							
48 x 120	CEC48120WD	\$3691	\$4024	\$4148	\$218	\$782	\$1148
60 x 120	CEC60120WD	\$4610	\$5115	\$5303	\$233	\$837	\$1229
<i>2-PIECE TOP AND 4 BASES</i>							
48 x 144	CEC48144WD	\$3885	\$4255	\$4393	\$249	\$892	\$1310
60 x 144	CEC60144WD	\$4869	\$5419	\$5624	\$264	\$948	\$1391
<i>2-PIECE TOP AND 4 BASES</i>							
48 x 168	CEC48168WD	\$4953	\$5410	\$5579	\$280	\$1003	\$1472
60 x 168	CEC60168WD	\$6129	\$6820	\$7076	\$295	\$1058	\$1553

NOTE:

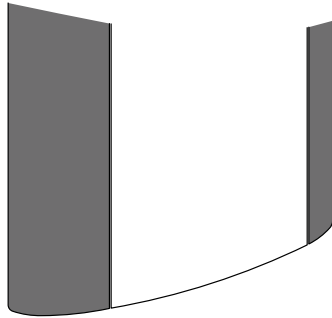
- Tops 120" and longer are shipped in two pieces. They include draw-tight hardware and wafers for alignment during installation.
- Alignment of woodgrain patterns between the two halves of the top cannot be guaranteed.



NEED A DIFFERENT SIZE? PRIMEWAY HAS FULL CUSTOM CAPABILITIES. PLEASE CONSULT OUR SALES TEAM FOR DETAILS.

CAP SERIES

ELLIPTICAL END CAP CONFERENCE TABLE



STANDARD FEATURES

Aluminum extrusions embrace the border of these capped legs while the insert panels tie together the base with the top finish. Room between the panels conceal wires from the table to the floor. Enjoy the look, longevity, and functionality these bases provide.

- HPL tops are 1¼" thick, available in 41 standard Group A finishes, and hundreds of non-standard Group B and C finishes.
 - Flat, impact-resistant edgebanding is standard. Other edge options are available. See page 1-2.
 - Bases have adjustable leveling glides.
 - Aluminum end caps with insert panel made to match top finish.
- Finish specifications on page 1-4.

Available:

- Power/Data, see pages 2-1 through 2-5.

DIMENSIONS

STARTING PRICE

Edge Style #10 Standard
Refer to page 1-2 for Edge Profiles

Top Edge Detail Upgrades

Add Cost to Starting Prices for these Edge Profiles.

Size	Model #	"A"	"B"	"C"	Grp. 2	Grp. 3	Grp. 4
Boat and Diamond Tops							
<i>Please add code "BT" for BOAT tops and "DM" for DIAMOND tops.</i>							
1-PIECE TOP AND 2 BASES							
42 x 84	CEC4284-__	\$2423	\$2634	\$2713	\$164	\$743	\$1164
42 x 96	CEC4296-__	\$2546	\$2775	\$2859	\$180	\$818	\$1284
48 x 96	CEC4896-__	\$2596	\$2843	\$2935	\$187	\$846	\$1324
2-PIECE TOP AND 3 BASES							
48 x 120	CEC48120-__	\$3733	\$4066	\$4190	\$218	\$996	\$1564
60 x 120	CEC60120-__	\$4662	\$5167	\$5355	\$233	\$1051	\$1645
48 x 144	CEC48144-__	\$3935	\$4306	\$4443	\$249	\$1146	\$1804
60 x 144	CEC60144-__	\$4932	\$5482	\$5687	\$264	\$1201	\$1885
2-PIECE TOP AND 4 BASES							
48 x 168	CEC48168-__	\$5011	\$5469	\$5637	\$280	\$1296	\$2044
60 x 168	CEC60168-__	\$6203	\$6893	\$7149	\$295	\$1351	\$2125
Bow End and Bullet Tops							
<i>Please add code "BU" for BULLET tops and "BE" for BOW END tops.</i>							
1-PIECE TOP AND 2 BASES							
42 x 84	CEC4284-__	\$2423	\$2634	\$2713	\$164	\$593	\$898
42 x 96	CEC4296-__	\$2546	\$2775	\$2859	\$180	\$648	\$979
48 x 96	CEC4896-__	\$2596	\$2843	\$2935	\$187	\$678	\$1026
2-PIECE TOP AND 3 BASES							
48 x 120	CEC48120-__	\$3733	\$4066	\$4190	\$218	\$788	\$1188
60 x 120	CEC60120-__	\$4662	\$5167	\$5355	\$233	\$847	\$1283
48 x 144	CEC48144-__	\$3935	\$4306	\$4443	\$249	\$899	\$1350
60 x 144	CEC60144-__	\$4932	\$5482	\$5687	\$264	\$958	\$1445
2-PIECE TOP AND 4 BASES							
48 x 168	CEC48168-__	\$5011	\$5469	\$5637	\$280	\$1009	\$1512
60 x 168	CEC60168-__	\$6203	\$6893	\$7149	\$295	\$1068	\$1607

NOTE:

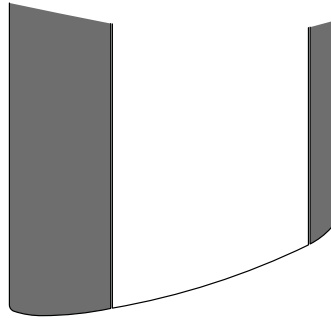
- Tops 120" and longer are shipped in two pieces. They include draw-tight hardware and wafers for alignment during installation.
- Alignment of woodgrain patterns between the two halves of the top cannot be guaranteed.



NEED A DIFFERENT SIZE? PRIMEWAY HAS FULL CUSTOM CAPABILITIES. PLEASE CONSULT OUR SALES TEAM FOR DETAILS.

CAP SERIES

ELLIPTICAL END CAP CONFERENCE TABLE



STANDARD FEATURES

Aluminum extrusions embrace the border of these capped legs while the insert panels tie together the base with the top finish. Room between the panels conceal wires from the table to the floor. Enjoy the look, longevity, and functionality these bases provide.

- HPL tops are 1/4" thick, available in 41 standard Group A finishes, and hundreds of non-standard Group B and C finishes.
 - Flat, impact-resistant edgebanding is standard. Other edge options are available. See page 1-2.
 - Bases have adjustable leveling glides.
 - Aluminum end caps with insert panel made to match top finish.
- Finish specifications on page 1-4.

Available:

- Power/Data, see pages 2-1 through 2-5.

DIMENSIONS

STARTING PRICE

Edge Style #10 Standard
Refer to page 1-2 for Edge Profiles

Top Edge Detail Upgrades

Add Cost to Starting Prices for these Edge Profiles.

Size	Model #	"A"	"B"	"C"	Grp. 2	Grp. 3	Grp. 4
Racetrack Tops							
<i>1-PIECE TOP AND 2 BASES</i>							
42 x 84	CEC4284RT	\$2436	\$2609	\$2726	\$164	\$607	\$945
42 x 96	CEC4296RT	\$2559	\$2744	\$2873	\$180	\$662	\$1026
48 x 96	CEC4896RT	\$2615	\$2810	\$2952	\$187	\$693	\$1080
<i>2-PIECE TOP AND 3 BASES</i>							
48 x 120	CEC48120RT	\$3754	\$4024	\$4211	\$218	\$804	\$1242
60 x 120	CEC60120RT	\$4688	\$5115	\$5381	\$233	\$867	\$1350
<i>2-PIECE TOP AND 4 BASES</i>							
48 x 144	CEC48144RT	\$3961	\$4255	\$4468	\$249	\$914	\$1404
60 x 144	CEC60144RT	\$4964	\$5419	\$5719	\$264	\$977	\$1512
<i>2-PIECE TOP AND 4 BASES</i>							
48 x 168	CEC48168RT	\$5040	\$5410	\$5667	\$280	\$1025	\$1566
60 x 168	CEC60168RT	\$6240	\$6820	\$7186	\$295	\$1087	\$1674
Boat-R and Oval Tops							
<i>Please add code "BR" for BOAT-R tops and "OV" for OVAL tops.</i>							
<i>1-PIECE TOP AND 2 BASES</i>							
42 x 84	CEC4284-__	\$2436	\$2609	\$2726	\$164	\$800	\$1280
42 x 96	CEC4296-__	\$2559	\$2744	\$2873	\$180	\$875	\$1400
48 x 96	CEC4896-__	\$2615	\$2810	\$2952	\$187	\$913	\$1460
<i>2-PIECE TOP AND 3 BASES</i>							
48 x 120	CEC48120-__	\$3754	\$4024	\$4211	\$218	\$1063	\$1700
60 x 120	CEC60120-__	\$4688	\$5115	\$5381	\$233	\$1138	\$1820
<i>2-PIECE TOP AND 4 BASES</i>							
48 x 144	CEC48144-__	\$3961	\$4255	\$4468	\$249	\$1213	\$1940
60 x 144	CEC60144-__	\$4964	\$5419	\$5719	\$264	\$1288	\$2060
<i>2-PIECE TOP AND 4 BASES</i>							
48 x 168	CEC48168-__	\$5040	\$5410	\$5667	\$280	\$1363	\$2180
60 x 168	CEC60168-__	\$6240	\$6820	\$7186	\$295	\$1438	\$2300

NOTE:

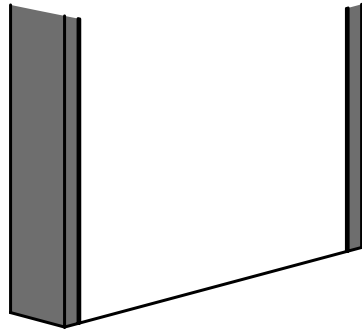
- Tops 120" and longer are shipped in two pieces. They include draw-tight hardware and wafers for alignment during installation.
- Alignment of woodgrain patterns between the two halves of the top cannot be guaranteed.



NEED A DIFFERENT SIZE? PRIMEWAY HAS FULL CUSTOM CAPABILITIES. PLEASE CONSULT OUR SALES TEAM FOR DETAILS.

CAP SERIES

FLAT END CAP CONFERENCE TABLE



STANDARD FEATURES

Aluminum extrusions embrace the border of these capped legs while the insert panels tie together the base with the top finish. Room between the panels conceal wires from the table to the floor. Enjoy the look, longevity, and functionality these bases provide.

- HPL tops are 1/4" thick, available in 41 standard Group A finishes, and hundreds of non-standard Group B and C finishes.
- Flat, impact-resistant edgebanding is standard. Other edge options are available. See page 1-2.
- Bases have adjustable leveling glides.
- Aluminum end caps with insert panel made to match top finish.

Available:

- Power/Data, see pages 2-1 through 2-5.

DIMENSIONS

STARTING PRICE

Edge Style #10 Standard
Refer to page 1-2 for Edge Profiles

Top Edge Detail Upgrades

Add Cost to Starting Prices for these Edge Profiles.

Size	Model #	"A"	"B"	"C"	Grp. 2	Grp. 3	Grp. 4
Rectangle Tops							
<i>1-PIECE TOP AND 2 BASES</i>							
42 x 84	CFC4284SQ	\$2294	\$2506	\$2584	\$164	\$589	\$864
42 x 96	CFC4296SQ	\$2399	\$2628	\$2712	\$180	\$644	\$945
48 x 96	CFC4896SQ	\$2428	\$2676	\$2767	\$187	\$672	\$986
<i>2-PIECE TOP AND 3 BASES</i>							
48 x 120	CFC48120SQ	\$3523	\$3856	\$3980	\$218	\$782	\$1148
60 x 120	CFC60120SQ	\$4400	\$4905	\$5093	\$233	\$837	\$1229
<i>2-PIECE TOP AND 4 BASES</i>							
48 x 144	CFC48144SQ	\$3683	\$4054	\$4191	\$249	\$892	\$1310
60 x 144	CFC60144SQ	\$4617	\$5167	\$5372	\$264	\$948	\$1391
Wedge Tops							
<i>1-PIECE TOP AND 2 BASES</i>							
42 x 84	CFC4284WD	\$2397	\$2609	\$2687	\$164	\$589	\$864
42 x 96	CFC4296WD	\$2517	\$2744	\$2830	\$180	\$644	\$945
48 x 96	CFC4896WD	\$2562	\$2810	\$2901	\$187	\$672	\$986
<i>2-PIECE TOP AND 3 BASES</i>							
48 x 120	CFC48120WD	\$3691	\$4024	\$4148	\$218	\$782	\$1148
60 x 120	CFC60120WD	\$4610	\$5115	\$5303	\$233	\$837	\$1229
<i>2-PIECE TOP AND 4 BASES</i>							
48 x 144	CFC48144WD	\$3885	\$4255	\$4393	\$249	\$892	\$1310
60 x 144	CFC60144WD	\$4869	\$5419	\$5624	\$264	\$948	\$1391
<i>2-PIECE TOP AND 4 BASES</i>							
48 x 168	CFC48168WD	\$4953	\$5410	\$5579	\$280	\$1003	\$1472
60 x 168	CFC60168WD	\$6129	\$6820	\$7076	\$295	\$1058	\$1553

NOTE:

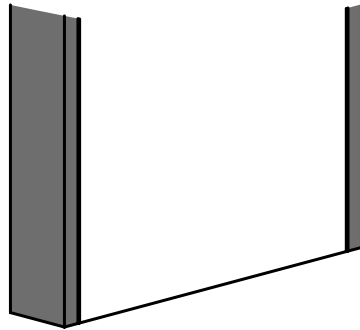
- Tops 120" and longer are shipped in two pieces. They include draw-tight hardware and wafers for alignment during installation.
- Alignment of woodgrain patterns between the two halves of the top cannot be guaranteed.



NEED A DIFFERENT SIZE? PRIMEWAY HAS FULL CUSTOM CAPABILITIES. PLEASE CONSULT OUR SALES TEAM FOR DETAILS.

CAP SERIES

FLAT END CAP CONFERENCE TABLE



STANDARD FEATURES

Aluminum extrusions embrace the border of these capped legs while the insert panels tie together the base with the top finish. Room between the panels conceal wires from the table to the floor. Enjoy the look, longevity, and functionality these bases provide.

- HPL tops are 1/4" thick, available in 41 standard Group A finishes, and hundreds of non-standard Group B and C finishes.
- Flat, impact-resistant edgebanding is standard. Other edge options are available. See page 1-2.
- Bases have adjustable leveling glides.
- Aluminum end caps with insert panel made to match top finish.

Available:

- Power/Data, see pages 2-1 through 2-5.

DIMENSIONS

STARTING PRICE

Edge Style #10 Standard
Refer to page 1-2 for Edge Profiles

Top Edge Detail Upgrades

Add Cost to Starting Prices for these Edge Profiles.

Size	Model #	"A"	"B"	"C"	Grp. 2	Grp. 3	Grp. 4
Boat and Diamond Tops							
<i>Please add code "BT" for BOAT tops and "DM" for DIAMOND tops.</i>							
1-PIECE TOP AND 2 BASES							
42 x 84	CFC4284-__	\$2423	\$2634	\$2713	\$164	\$743	\$1164
42 x 96	CFC4296-__	\$2546	\$2775	\$2859	\$180	\$818	\$1284
48 x 96	CFC4896-__	\$2596	\$2843	\$2935	\$187	\$846	\$1324
2-PIECE TOP AND 3 BASES							
48 x 120	CFC48120-__	\$3733	\$4066	\$4190	\$218	\$996	\$1564
60 x 120	CFC60120-__	\$4662	\$5167	\$5355	\$233	\$1051	\$1645
48 x 144	CFC48144-__	\$3935	\$4306	\$4443	\$249	\$1146	\$1804
60 x 144	CFC60144-__	\$4932	\$5482	\$5687	\$264	\$1201	\$1885
2-PIECE TOP AND 4 BASES							
48 x 168	CFC48168-__	\$5011	\$5469	\$5637	\$280	\$1296	\$2044
60 x 168	CFC60168-__	\$6203	\$6893	\$7149	\$295	\$1351	\$2125
Bow End and Bullet Tops							
<i>Please add code "BU" for BULLET tops and "BE" for BOW END tops.</i>							
1-PIECE TOP AND 2 BASES							
42 x 84	CFC4284-__	\$2423	\$2634	\$2713	\$164	\$593	\$898
42 x 96	CFC4296-__	\$2546	\$2775	\$2859	\$180	\$648	\$979
48 x 96	CFC4896-__	\$2596	\$2843	\$2935	\$187	\$678	\$1026
2-PIECE TOP AND 3 BASES							
48 x 120	CFC48120-__	\$3733	\$4066	\$4190	\$218	\$788	\$1188
60 x 120	CFC60120-__	\$4662	\$5167	\$5355	\$233	\$847	\$1283
48 x 144	CFC48144-__	\$3935	\$4306	\$4443	\$249	\$899	\$1350
60 x 144	CFC60144-__	\$4932	\$5482	\$5687	\$264	\$958	\$1445
2-PIECE TOP AND 4 BASES							
48 x 168	CFC48168-__	\$5011	\$5469	\$5637	\$280	\$1009	\$1512
60 x 168	CFC60168-__	\$6203	\$6893	\$7149	\$295	\$1068	\$1607

NOTE:

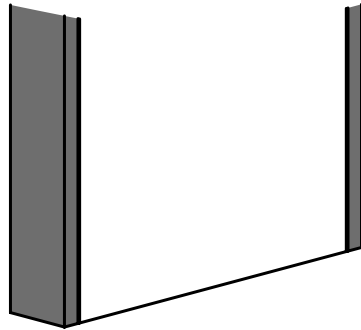
- Tops 120" and longer are shipped in two pieces. They include draw-tight hardware and wafers for alignment during installation.
- Alignment of woodgrain patterns between the two halves of the top cannot be guaranteed.



NEED A DIFFERENT SIZE? PRIMEWAY HAS FULL CUSTOM CAPABILITIES. PLEASE CONSULT OUR SALES TEAM FOR DETAILS.

CAP SERIES

FLAT END CAP CONFERENCE TABLE



STANDARD FEATURES

Aluminum extrusions embrace the border of these capped legs while the insert panels tie together the base with the top finish. Room between the panels conceal wires from the table to the floor. Enjoy the look, longevity, and functionality these bases provide.

- HPL tops are 1/4" thick, available in 41 standard Group A finishes, and hundreds of non-standard Group B and C finishes.
 - Flat, impact-resistant edgebanding is standard. Other edge options are available. See page 1-2.
 - Bases have adjustable leveling glides.
 - Aluminum end caps with insert panel made to match top finish.
- Finish specifications on page 1-4.

Available:

- Power/Data, see pages 2-1 through 2-5.

DIMENSIONS

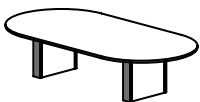

STARTING PRICE

Edge Style #10 Standard
Refer to page 1-2 for Edge Profiles

Top Edge Detail Upgrades

Add Cost to Starting Prices for these Edge Profiles.

Size	Model #	"A"	"B"	"C"	Grp. 2	Grp. 3	Grp. 4
Racetrack Tops							
<i>1-PIECE TOPS AND 2 BASES</i>							
42 x 84	CFC4284RT	\$2436	\$2609	\$2726	\$164	\$607	\$945
42 x 96	CFC4296RT	\$2559	\$2744	\$2873	\$180	\$662	\$1026
48 x 96	CFC4896RT	\$2615	\$2810	\$2952	\$187	\$693	\$1080
<i>2-PIECE TOPS AND 3 BASES</i>							
48 x 120	CFC48120RT	\$3754	\$4024	\$4211	\$218	\$804	\$1242
60 x 120	CFC60120RT	\$4688	\$5115	\$5381	\$233	\$867	\$1350
48 x 144	CFC48144RT	\$3961	\$4255	\$4468	\$249	\$914	\$1404
60 x 144	CFC60144RT	\$4964	\$5419	\$5719	\$264	\$977	\$1512
<i>2-PIECE TOPS AND 4 BASES</i>							
48 x 168	CFC48168RT	\$5040	\$5410	\$5667	\$280	\$1025	\$1566
60 x 168	CFC60168RT	\$6240	\$6820	\$7186	\$295	\$1087	\$1674
Boat-R and Oval Tops							
<i>Please add code "BR" for BOAT-R tops and "OV" for OVAL tops.</i>							
<i>1-PIECE TOPS AND 2 BASES</i>							
42 x 84	CFC4284-__	\$2436	\$2609	\$2726	\$164	\$800	\$1280
42 x 96	CFC4296-__	\$2559	\$2744	\$2873	\$180	\$875	\$1400
48 x 96	CFC4896-__	\$2615	\$2810	\$2952	\$187	\$913	\$1460
<i>2-PIECE TOPS AND 3 BASES</i>							
48 x 120	CFC48120-__	\$3754	\$4024	\$4211	\$218	\$1063	\$1700
60 x 120	CFC60120-__	\$4688	\$5115	\$5381	\$233	\$1138	\$1820
48 x 144	CFC48144-__	\$3961	\$4255	\$4468	\$249	\$1213	\$1940
60 x 144	CFC60144-__	\$4964	\$5419	\$5719	\$264	\$1288	\$2060
<i>2-PIECE TOPS AND 4 BASES</i>							
48 x 168	CFC48168-__	\$5040	\$5410	\$5667	\$280	\$1363	\$2180
60 x 168	CFC60168-__	\$6240	\$6820	\$7186	\$295	\$1438	\$2300



NOTE:

- Tops 120" and longer are shipped in two pieces. They include draw-tight hardware and wafers for alignment during installation.
- Alignment of woodgrain patterns between the two halves of the top cannot be guaranteed.



NEED A DIFFERENT SIZE? PRIMEWAY HAS FULL CUSTOM CAPABILITIES. PLEASE CONSULT OUR SALES TEAM FOR DETAILS.