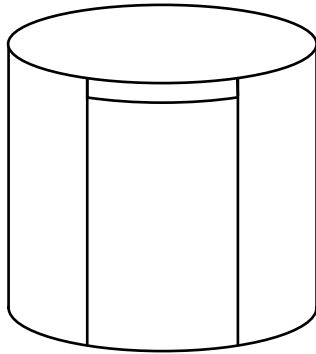


CYLINDER SERIES

CYLINDER BASE CONFERENCE TABLES



STANDARD FEATURES

The Cylinder Series features impressive cylinder bases that provide a sound foundation for a multitude of conference table applications.

- HPL tops are 1 1/4" thick, available in 41 standard Group A finishes, and hundreds of non-standard Group B and C finishes.
- Flat, impact-resistant edgebanding is standard. Other edge options are available. See page 1-2.
- Bases have adjustable leveling glides.
- Bases made to match top finish.
- Access panel in each base for wire management. See note below. Finish specifications on page 1-4.

Available:

- Power/Data, see pages 2-1 through 2-5.

DIMENSIONS

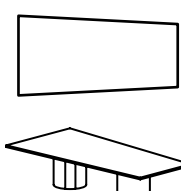

STARTING PRICE

Edge Style #10 Standard
Refer to page 1-2 for Edge Profiles

Top Edge Detail Upgrades

Add Cost to Starting Prices for these Edge Profiles.

Size	Model #	"A"	"B"	"C"	Grp. 2	Grp. 3	Grp. 4
Rectangle Tops							
<i>1-PIECE TOP AND 2 BASES</i>							
42 x 84	CCY4284SQ	\$2187	\$2408	\$2487	\$164	\$589	\$864
42 x 96	CCY4296SQ	\$2279	\$2517	\$2601	\$180	\$644	\$945
48 x 96	CCY4896SQ	\$2436	\$2710	\$2811	\$187	\$672	\$986
<i>2-PIECE TOP AND 3 BASES</i>							
48 x 120	CCY48120SQ	\$2798	\$3108	\$3224	\$218	\$782	\$1148
60 x 120	CCY60120SQ	\$3260	\$3637	\$3775	\$233	\$837	\$1229
48 x 144	CCY48144SQ	\$2932	\$3280	\$3409	\$249	\$892	\$1310
60 x 144	CCY60144SQ	\$3426	\$3847	\$4002	\$264	\$948	\$1391
<i>2-PIECE TOP AND 4 BASES</i>							
48 x 168	CCY48168SQ	\$3880	\$4327	\$4493	\$280	\$1003	\$1472
60 x 168	CCY60168SQ	\$4512	\$5056	\$5254	\$295	\$1058	\$1553
Wedge Tops							
<i>1-PIECE TOP AND 2 BASES</i>							
42 x 84	CCY4284WD	\$2289	\$2512	\$2590	\$164	\$589	\$864
42 x 96	CCY4296WD	\$2397	\$2634	\$2720	\$180	\$644	\$945
48 x 96	CCY4896WD	\$2570	\$2844	\$2945	\$187	\$672	\$986
<i>2-PIECE TOP AND 3 BASES</i>							
48 x 120	CCY48120WD	\$2966	\$3276	\$3392	\$218	\$782	\$1148
60 x 120	CCY60120WD	\$3470	\$3847	\$3985	\$233	\$837	\$1229
48 x 144	CCY48144WD	\$3134	\$3481	\$3611	\$249	\$892	\$1310
60 x 144	CCY60144WD	\$3678	\$4099	\$4254	\$264	\$948	\$1391
<i>2-PIECE TOP AND 4 BASES</i>							
48 x 168	CCY48168WD	\$4116	\$4562	\$4729	\$280	\$1003	\$1472
60 x 168	CCY60168WD	\$4806	\$5350	\$5548	\$295	\$1058	\$1553



NOTE:

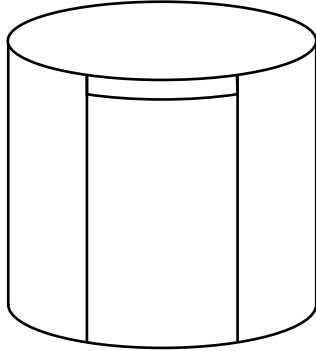
- The Removable Access Panel Base provides access to interior when Power/Data is required in the top.
- Grommet at top of base, where applicable, for pass-through wire management.
- The bottom of the base is cut out to expose the floor.
- Removable Panel is 1 1/2" short of top for wire management.
 - A 42" wide top has an 18" diameter base, a 48" wide top has a 21" diameter base and the 54" and 60" wide tops have 24" bases.
- Tops 120" and longer are shipped in two pieces. They include draw-tight hardware and wafers for alignment during installation.
- Alignment of woodgrain patterns between the two halves of the top cannot be guaranteed.

NEED A DIFFERENT SIZE? PRIMEWAY HAS FULL CUSTOM CAPABILITIES. PLEASE CONSULT OUR SALES TEAM FOR DETAILS.



CYLINDER SERIES

CYLINDER BASE CONFERENCE TABLES



STANDARD FEATURES

The Cylinder Series features impressive cylinder bases that provide a sound foundation for a multitude of conference table applications.

- HPL tops are 1/4" thick, available in 41 standard Group A finishes, and hundreds of non-standard Group B and C finishes.
- Flat, impact-resistant edgebanding is standard. Other edge options are available. See page 1-2.
- Bases have adjustable leveling glides.
- Bases made to match top finish.
- Access panel in each base for wire management. See note below. Finish specifications on page 1-4.

Available:

- Power/Data, see pages 2-1 through 2-5.

DIMENSIONS

STARTING PRICE

Edge Style #10 Standard
Refer to page 1-2 for Edge Profiles

Top Edge Detail Upgrades

Add Cost to Starting Prices for these Edge Profiles.

Size	Model #	"A"	"B"	"C"	Grp. 2	Grp. 3	Grp. 4
Boat and Diamond Tops							
<i>Please add code "BT" for BOAT tops and "DM" for DIAMOND tops.</i>							
1-PIECE TOP AND 2 BASES							
42 x 84	CCY4284-__	\$2315	\$2537	\$2616	\$164	\$743	\$1164
42 x 96	CCY4296-__	\$2426	\$2664	\$2748	\$180	\$818	\$1284
48 x 96	CCY4896-__	\$2604	\$2877	\$2979	\$187	\$846	\$1324
2-PIECE TOP AND 3 BASES							
48 x 120	CCY48120-__	\$3008	\$3318	\$3434	\$218	\$996	\$1564
60 x 120	CCY60120-__	\$3523	\$3899	\$4037	\$233	\$1051	\$1645
48 x 144	CCY48144-__	\$3184	\$3532	\$3661	\$249	\$1146	\$1804
60 x 144	CCY60144-__	\$3741	\$4162	\$4317	\$264	\$1201	\$1885
2-PIECE TOP AND 4 BASES							
48 x 168	CCY48168-__	\$4174	\$4621	\$4787	\$280	\$1296	\$2044
60 x 168	CCY60168-__	\$4880	\$5423	\$5621	\$295	\$1351	\$2125
Bow End and Bullet Tops							
<i>Please add code "BU" for BULLET tops and "BE" for BOW END tops</i>							
1-PIECE TOP AND 2 BASES							
42 x 84	CCY4284-__	\$2315	\$2537	\$2616	\$164	\$593	\$898
42 x 96	CCY4296-__	\$2426	\$2664	\$2748	\$180	\$648	\$979
48 x 96	CCY4896-__	\$2604	\$2877	\$2979	\$187	\$678	\$1026
2-PIECE TOP AND 3 BASES							
48 x 120	CCY48120-__	\$3008	\$3318	\$3434	\$218	\$788	\$1188
60 x 120	CCY60120-__	\$3523	\$3899	\$4037	\$233	\$847	\$1283
48 x 144	CCY48144-__	\$3184	\$3532	\$3661	\$249	\$899	\$1350
60 x 144	CCY60144-__	\$3741	\$4162	\$4317	\$264	\$958	\$1445
2-PIECE TOP AND 4 BASES							
48 x 168	CCY48168-__	\$4174	\$4621	\$4787	\$280	\$1009	\$1512
60 x 168	CCY60168-__	\$4880	\$5423	\$5621	\$295	\$1068	\$1607

NOTE:

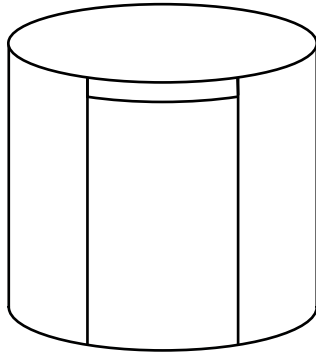
- The Removable Access Panel Base provides access to interior when Power/Data is required in the top.
- Grommet at top of base, where applicable, for pass-through wire management.
- The bottom of the base is cut out to expose the floor.
- Removable Panel is 1/2" short of top for wire management.
 - A 42" wide top has an 18" diameter base, a 48" wide top has a 21" diameter base and the 54" and 60" wide tops have 24" bases.
- Tops 120" and longer are shipped in two pieces. They include draw-tight hardware and wafers for alignment during installation.
- Alignment of woodgrain patterns between the two halves of the top cannot be guaranteed.

NEED A DIFFERENT SIZE? PRIMEWAY HAS FULL CUSTOM CAPABILITIES. PLEASE CONSULT OUR SALES TEAM FOR DETAILS.



CYLINDER SERIES

CYLINDER BASE CONFERENCE TABLES



STANDARD FEATURES

The Cylinder Series features impressive cylinder bases that provide a sound foundation for a multitude of conference table applications.

- HPL tops are 1/4" thick, available in 41 standard Group A finishes, and hundreds of non-standard Group B and C finishes.
- Flat, impact-resistant edgebanding is standard. Other edge options are available. See page 1-2.
- Bases have adjustable leveling glides.
- Bases made to match top finish.
- Access panel in each base for wire management. See note below. Finish specifications on page 1-4.

Available:

- Power/Data, see pages 2-1 through 2-5.

DIMENSIONS

STARTING PRICE

Edge Style #10 Standard
Refer to page 1-2 for Edge Profiles

Top Edge Detail Upgrades

Add Cost to Starting Prices for these Edge Profiles.

Size	Model #	"A"	"B"	"C"	Grp. 2	Grp. 3	Grp. 4
Racetrack Tops							
<i>1-PIECE TOP AND 2 BASES</i>							
42 x 84	CCY4284RT	\$2328	\$2512	\$2629	\$164	\$607	\$945
42 x 96	CCY4296RT	\$2439	\$2634	\$2763	\$180	\$662	\$1026
48 x 96	CCY4896RT	\$2622	\$2844	\$2996	\$187	\$693	\$1080
<i>2-PIECE TOP AND 3 BASES</i>							
48 x 120	CCY48120RT	\$3029	\$3276	\$3455	\$218	\$804	\$1242
60 x 120	CCY60120RT	\$3549	\$3847	\$4064	\$233	\$867	\$1350
48 x 144	CCY48144RT	\$3210	\$3481	\$3686	\$249	\$914	\$1404
60 x 144	CCY60144RT	\$3772	\$4099	\$4348	\$264	\$977	\$1512
<i>2-PIECE TOP AND 4 BASES</i>							
48 x 168	CCY48168RT	\$4203	\$4562	\$4817	\$280	\$1025	\$1566
60 x 168	CCY60168RT	\$4917	\$5350	\$5658	\$295	\$1087	\$1674
Boat-R and Oval Tops							
<i>Please add code "BR" for BOAT-R tops and "OV" for OVAL tops.</i>							
<i>1-PIECE TOP AND 2 BASES</i>							
42 x 84	CCY4284-__	\$2328	\$2512	\$2629	\$164	\$800	\$1280
42 x 96	CCY4296-__	\$2439	\$2634	\$2763	\$180	\$875	\$1400
48 x 96	CCY4896-__	\$2622	\$2844	\$2996	\$187	\$913	\$1460
<i>2-PIECE TOP AND 3 BASES</i>							
48 x 120	CCY48120-__	\$3029	\$3276	\$3455	\$218	\$1063	\$1700
60 x 120	CCY60120-__	\$3549	\$3847	\$4064	\$233	\$1138	\$1820
48 x 144	CCY48144-__	\$3210	\$3481	\$3686	\$249	\$1213	\$1940
60 x 144	CCY60144-__	\$3772	\$4099	\$4348	\$264	\$1288	\$2060
<i>2-PIECE TOP AND 4 BASES</i>							
48 x 168	CCY48168-__	\$4203	\$4562	\$4817	\$280	\$1363	\$2180
60 x 168	CCY60168-__	\$4917	\$5350	\$5658	\$295	\$1438	\$2300

NOTE:

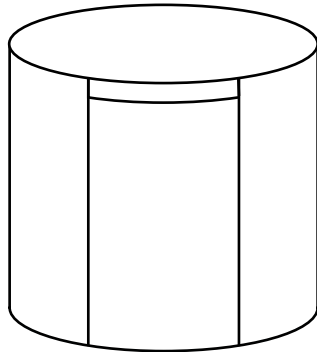
- The Removable Access Panel Base provides access to interior when Power/Data is required in the top.
- Grommet at top of base, where applicable, for pass-through wire management.
- The bottom of the base is cut out to expose the floor.
- Removable Panel is 1 1/2" short of top for wire management.
 - A 42" wide top has an 18" diameter base, a 48" wide top has a 21" diameter base and the 54" and 60" wide tops have 24" bases.
- Tops 120" and longer are shipped in two pieces. They include draw-tight hardware and wafers for alignment during installation.
- Alignment of woodgrain patterns between the two halves of the top cannot be guaranteed.

NEED A DIFFERENT SIZE? PRIMEWAY HAS FULL CUSTOM CAPABILITIES. PLEASE CONSULT OUR SALES TEAM FOR DETAILS.



CYLINDER SERIES

CYLINDER BASE CONFERENCE TABLES



STANDARD FEATURES

The Cylinder Series features impressive cylinder bases that provide a sound foundation for a multitude of conference table applications.

- HPL tops are 1/4" thick, available in 41 standard Group A finishes, and hundreds of non-standard Group B and C finishes.
- Flat, impact-resistant edgebanding is standard. Other edge options are available. See page 1-2.
- Bases have adjustable leveling glides.
- Base made to match top finish.
- Access panel available in base for wire management. See note below. Finish specifications on page 1-4.

Available:

- Power/Data, see pages 2-1 through 2-5.

DIMENSIONS

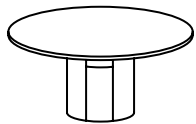
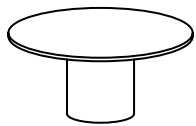
STARTING PRICE

Edge Style #10 Standard

Refer to page 1-2 for Edge Profiles

Top Edge Detail Upgrades

Add Cost to Starting Prices for these Edge Profiles.



Size	Model #	"A"	"B"	"C"	Grp. 2	Grp. 3	Grp. 4
Round Tops with Solid Base							
42" Dia x 29	CCY4229RC	\$898	\$1038	\$1078	\$111	\$433	\$693
48" Dia x 29	CCY4829RC	\$1124	\$1259	\$1310	\$126	\$492	\$788
54" Dia x 29	CCY5429RC	\$1234	\$1399	\$1460	\$141	\$551	\$882
60" Dia x 29	CCY6029RC	\$1473	\$1662	\$1730	\$157	\$610	\$977
Round Tops with Removable Access Panel in Base							
42" Dia x 29	CCY4229AP	\$1238	\$1378	\$1419	\$111	\$433	\$693
48" Dia x 29	CCY4829AP	\$1464	\$1599	\$1650	\$126	\$492	\$788
54" Dia x 29	CCY5429AP	\$1574	\$1739	\$1800	\$141	\$551	\$882
60" Dia x 29	CCY6029AP	\$1813	\$2002	\$2070	\$157	\$610	\$977

NOTE:

- The Removable Access Panel Base provides access to interior when Power/Data is required in the top.
- Grommet at top of base, where applicable, for pass-through wire management.
- The bottom of the base is cut out to expose the floor.
- Removable Panel is 1/2" short of top for wire management.
 - A 42" diameter top has an 18" diameter base, a 48" diameter top has a 21" diameter base and the 54" and 60" diameter tops have 24" bases.



NEED A DIFFERENT SIZE? PRIMEWAY HAS FULL CUSTOM CAPABILITIES. PLEASE CONSULT OUR SALES TEAM FOR DETAILS.