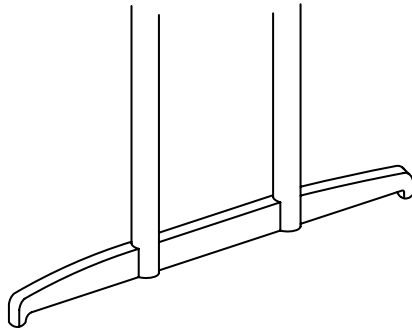


DC SERIES

DESIGNER DOUBLE "T" BASE CONFERENCE TABLES



Decorative Foot Extension option, see below for more details.



STANDARD FEATURES

The DC Series Conference table bases feature a sturdy steel column with cast aluminum feet bringing a look to tables that is unique and economical.

- HPL tops are 1/4" thick, available in 41 standard Group A finishes, and hundreds of non-standard Group B and C finishes.
- Flat, impact-resistant edgebanding is standard. Other edge options are available. See page 1-2.
- Bases have adjustable leveling glides.
- Metal bases available in (8) powdercoat finishes. Finish specifications on page 1-4.

Available:



- Wire management, see page 3-3.
- Power/Data, see pages 2-1 through 2-5.
- Additional base option, see below.

DIMENSIONS

STARTING PRICE
Edge Style #10 Standard
Refer to page 1-2 for Edge Profiles

Top Edge Detail Upgrades		
Add Cost to Starting Prices for these Edge Profiles.		
Grp. 2	Grp. 3	Grp. 4
\$164	\$589	\$864
\$180	\$644	\$945
\$187	\$672	\$986
\$218	\$782	\$1148
\$233	\$837	\$1229
\$249	\$892	\$1310
\$264	\$948	\$1391
\$280	\$1003	\$1472
\$295	\$1058	\$1553

Size	Model #	"A"	"B"	"C"
Rectangle Tops				
<i>1-PIECE TOPS AND 2 BASES</i>				
42 x 84	CDC4284SQ	\$1415	\$1526	\$1568
42 x 96	CDC4296SQ	\$1520	\$1649	\$1696
48 x 96	CDC4896SQ	\$1549	\$1697	\$1751
<i>2-PIECE TOPS AND 3 BASES</i>				
48 x 120	CDC48120SQ	\$2200	\$2384	\$2452
60 x 120	CDC60120SQ	\$2617	\$2847	\$2932
48 x 144	CDC48144SQ	\$2360	\$2582	\$2663
60 x 144	CDC60144SQ	\$2835	\$3109	\$3212
<i>2-PIECE TOPS AND 4 BASES</i>				
48 x 168	CDC48168SQ	\$2956	\$3214	\$3309
60 x 168	CDC60168SQ	\$3460	\$3783	\$3902
Wedge Tops				
<i>1-PIECE TOPS AND 2 BASES</i>				
42 x 84	CDC4284WD	\$1517	\$1630	\$1671
42 x 96	CDC4296WD	\$1638	\$1765	\$1814
48 x 96	CDC4896WD	\$1683	\$1831	\$1885
<i>2-PIECE TOPS AND 3 BASES</i>				
48 x 120	CDC48120WD	\$2368	\$2552	\$2620
60 x 120	CDC60120WD	\$2827	\$3057	\$3142
48 x 144	CDC48144WD	\$2562	\$2783	\$2865
60 x 144	CDC60144WD	\$3087	\$3361	\$3464
<i>2-PIECE TOPS AND 4 BASES</i>				
48 x 168	CDC48168WD	\$3192	\$3449	\$3545
60 x 168	CDC60168WD	\$3754	\$4077	\$4196



ADDITIONAL BASE OPTION:

- For a Decorative Foot Extension:
 - For tables with 2 bases add \$70 list to price of table and add code "DFE" to end of the model number.
 - For tables with 3 bases add \$105 list to price of table and add code "DFE" to end of the model number.
 - For tables with 4 bases add \$140 list to price of table and add code "DFE" to end of the model number.

NOTE:

- Tops 120" and longer are shipped in two pieces. They include draw-tight hardware and wafers for alignment during installation.
- Alignment of woodgrain patterns between the two halves of the top cannot be guaranteed.



NEED A DIFFERENT SIZE? PRIMEWAY HAS FULL CUSTOM CAPABILITIES. PLEASE CONSULT OUR SALES TEAM FOR DETAILS.



For the DC Series in Cafe/Meeting Table sizes see page 19-1.
For the DC Series in Training Table sizes see page 20-1.

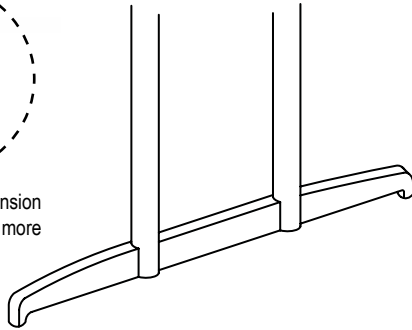
DC SERIES

DESIGNER DOUBLE "T" BASE CONFERENCE TABLES

DC Series
Conference



Decorative Foot Extension option, see below for more details.



STANDARD FEATURES

The DC Series Conference table bases feature a sturdy steel column with cast aluminum feet bringing a look to tables that is unique and economical.

- HPL tops are 1/4" thick, available in 41 standard Group A finishes, and hundreds of non-standard Group B and C finishes.
- Flat, impact-resistant edgebanding is standard. Other edge options are available. See page 1-2.
- Bases have adjustable leveling glides.
- Metal bases available in (8) powdercoat finishes. Finish specifications on page 1-4.


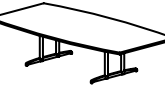
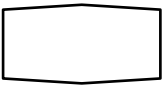
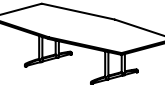
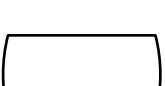












Available:

- Wire management, see page 3-3.
- Power/Data, see pages 2-1 through 2-5.
- Additional base option, see below.

DIMENSIONS

STARTING PRICE
Edge Style #10 Standard
Refer to page 1-2 for Edge Profiles

Top Edge Detail Upgrades
Add Cost to Starting Prices for these Edge Profiles.

Size	Model #	"A"	"B"	"C"	Grp. 2	Grp. 3	Grp. 4	
Boat and Diamond Tops								
<i>Please add code "BT" for BOAT tops and "DM" for DIAMOND tops.</i>								
<i>1-PIECE TOP AND 2 BASES</i>								
	42 x 84	CDC4284-__	\$1544	\$1655	\$1697	\$164	\$743	\$1164
	42 x 96	CDC4296-__	\$1667	\$1796	\$1843	\$180	\$818	\$1284
	48 x 96	CDC4896-__	\$1717	\$1864	\$1919	\$187	\$846	\$1324
<i>2-PIECE TOP AND 3 BASES</i>								
	48 x 120	CDC48120-__	\$2410	\$2594	\$2662	\$218	\$996	\$1564
	60 x 120	CDC60120-__	\$2880	\$3109	\$3195	\$233	\$1051	\$1645
	48 x 144	CDC48144-__	\$2612	\$2834	\$2915	\$249	\$1146	\$1804
	60 x 144	CDC60144-__	\$3150	\$3424	\$3527	\$264	\$1201	\$1885
<i>2-PIECE TOP AND 4 BASES</i>								
	48 x 168	CDC48168-__	\$3250	\$3508	\$3603	\$280	\$1296	\$2044
	60 x 168	CDC60168-__	\$3827	\$4150	\$4270	\$295	\$1351	\$2125
Bow End and Bullet Tops								
<i>Please add code "BU" for BULLET tops and "BE" for BOW END tops</i>								
<i>1-PIECE TOP AND 2 BASES</i>								
	42 x 84	CDC4284-__	\$1544	\$1655	\$1697	\$164	\$593	\$898
	42 x 96	CDC4296-__	\$1667	\$1796	\$1843	\$180	\$648	\$979
	48 x 96	CDC4896-__	\$1717	\$1864	\$1919	\$187	\$678	\$1026
<i>2-PIECE TOP AND 3 BASES</i>								
	48 x 120	CDC48120-__	\$2410	\$2594	\$2662	\$218	\$788	\$1188
	60 x 120	CDC60120-__	\$2880	\$3109	\$3195	\$233	\$847	\$1283
	48 x 144	CDC48144-__	\$2612	\$2834	\$2915	\$249	\$899	\$1350
	60 x 144	CDC60144-__	\$3150	\$3424	\$3527	\$264	\$958	\$1445
<i>2-PIECE TOP AND 4 BASES</i>								
	48 x 168	CDC48168-__	\$3250	\$3508	\$3603	\$280	\$1009	\$1512
	60 x 168	CDC60168-__	\$3827	\$4150	\$4270	\$295	\$1068	\$1607

ADDITIONAL BASE OPTION:

- For a Decorative Foot Extension:
 - For tables with 2 bases add \$70 list to price of table and add code "DFE" to end of the model number.
 - For tables with 3 bases add \$105 list to price of table and add code "DFE" to end of the model number.
 - For tables with 4 bases add \$140 list to price of table and add code "DFE" to end of the model number.

NOTE:

- Tops 120" and longer are shipped in two pieces. They include draw-tight hardware and wafers for alignment during installation.
- Alignment of woodgrain patterns between the two halves of the top cannot be guaranteed.



NEED A DIFFERENT SIZE? PRIMEWAY HAS FULL CUSTOM CAPABILITIES. PLEASE CONSULT OUR SALES TEAM FOR DETAILS.



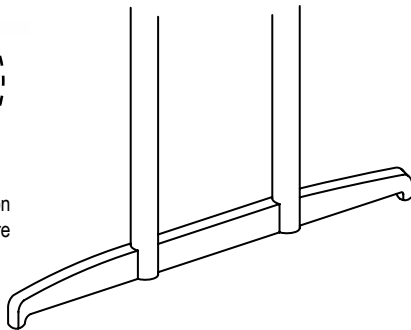
For the DC Series in Cafe/Meeting Table sizes see page 19-1.
For the DC Series in Training Table sizes see page 20-1.

DC SERIES

DESIGNER DOUBLE "T" BASE CONFERENCE TABLES



Decorative Foot Extension option, see below for more details.



STANDARD FEATURES

The DC Series Conference table bases feature a sturdy steel column with cast aluminum feet bringing a look to tables that is unique and economical.

- HPL tops are 1/4" thick, available in 41 standard Group A finishes, and hundreds of non-standard Group B and C finishes.
 - Flat, impact-resistant edgbanding is standard. Other edge options are available. See page 1-2.
 - Bases have adjustable leveling glides.
 - Metal bases available in (8) powdercoat finishes.
- Finish specifications on page 1-4.

Available:

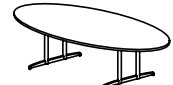

- Wire management, see page 3-3.
- Power/Data, see pages 2-1 through 2-5.
- Additional base option, see below.

DIMENSIONS

STARTING PRICE
Edge Style #10 Standard
Refer to page 1-2 for Edge Profiles

Top Edge Detail Upgrades		
Add Cost to Starting Prices for these Edge Profiles.		
Grp. 2	Grp. 3	Grp. 4
\$164	\$607	\$945
\$180	\$662	\$1026
\$187	\$693	\$1080
\$218	\$804	\$1242
\$233	\$867	\$1350
\$249	\$914	\$1404
\$264	\$977	\$1512
\$280	\$1025	\$1566
\$295	\$1087	\$1674
\$164	\$800	\$1280
\$180	\$875	\$1400
\$187	\$913	\$1460
\$218	\$1063	\$1700
\$233	\$1138	\$1820
\$249	\$1213	\$1940
\$264	\$1288	\$2060
\$280	\$1363	\$2180
\$295	\$1438	\$2300

Size	Model #	"A"	"B"	"C"
Racetrack Tops				
<i>1-PIECE TOP AND 2 BASES</i>				
42 x 84	CDC4284RT	\$1557	\$1630	\$1710
42 x 96	CDC4296RT	\$1680	\$1765	\$1857
48 x 96	CDC4896RT	\$1735	\$1831	\$1936
<i>2-PIECE TOP AND 3 BASES</i>				
48 x 120	CDC48120RT	\$2431	\$2552	\$2683
60 x 120	CDC60120RT	\$2906	\$3057	\$3221
48 x 144	CDC48144RT	\$2638	\$2783	\$2940
60 x 144	CDC60144RT	\$3182	\$3361	\$3558
<i>2-PIECE TOP AND 4 BASES</i>				
48 x 168	CDC48168RT	\$3279	\$3449	\$3633
60 x 168	CDC60168RT	\$3864	\$4077	\$4306
Boat-R and Oval Tops				
<i>Please add code "BR" for BOAT-R tops and "OV" for OVAL tops.</i>				
<i>1-PIECE TOP AND 2 BASES</i>				
42 x 84	CDC4284-__	\$1557	\$1630	\$1710
42 x 96	CDC4296-__	\$1680	\$1765	\$1857
48 x 96	CDC4896-__	\$1735	\$1831	\$1936
<i>2-PIECE TOP AND 3 BASES</i>				
48 x 120	CDC48120-__	\$2431	\$2552	\$2683
60 x 120	CDC60120-__	\$2906	\$3057	\$3221
48 x 144	CDC48144-__	\$2638	\$2783	\$2940
60 x 144	CDC60144-__	\$3182	\$3361	\$3558
<i>2-PIECE TOP AND 4 BASES</i>				
48 x 168	CDC48168-__	\$3279	\$3449	\$3633
60 x 168	CDC60168-__	\$3864	\$4077	\$4306



ADDITIONAL BASE OPTION:

- For a Decorative Foot Extension:
 - For tables with 2 bases add \$70 list to price of table and add code "DFE" to end of the model number.
 - For tables with 3 bases add \$105 list to price of table and add code "DFE" to end of the model number.
 - For tables with 4 bases add \$140 list to price of table and add code "DFE" to end of the model number.

NOTE:

- Tops 120" and longer are shipped in two pieces. They include draw-tight hardware and wafers for alignment during installation.
- Alignment of woodgrain patterns between the two halves of the top cannot be guaranteed.



NEED A DIFFERENT SIZE? PRIMEWAY HAS FULL CUSTOM CAPABILITIES. PLEASE CONSULT OUR SALES TEAM FOR DETAILS.



For the DC Series in Cafe/Meeting Table sizes see page 19-1.
For the DC Series in Training Table sizes see page 20-1.