

GRANDRIVERSERIES

POSTLEG TABLES

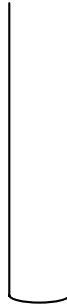
STANDARD FEATURES

The Grand River Series features post legs that are simple, clean, and sturdy.

- HPL tops are 1/4" thick, available in 41 standard Group A finishes, and hundreds of non-standard Group B and C finishes.
- TFL tops are 1" thick and are available in 14 standard finishes.
- Flat, impact-resistant edgebanding is standard. Other edge options are available. See page 1-2.
- Bases have adjustable leveling glides.
- Metal post leg is 3" diameter and available in (7) powdercoat finishes. Finish specifications on page 1-4.

Available:

- Wire management, see page 3-3.
- Power/Data, see page 2-1 through 2-5.
- Modesty panels, see page 3-1 and 3-2.
- Additional base option, see below.



DIMENSIONS

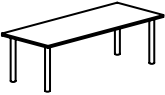
STARTING PRICE

Edge Style #10 Standard
Refer to page 1-2 for Edge Profiles

Top Edge Detail Upgrades

Add Cost to Starting Prices for these
Edge Profiles.

Size	Model #	STARTING PRICE				Top Edge Detail Upgrades		
		TFL	"A"	"B"	"C"	Grp. 2	Grp. 3	Grp. 4
18 x 42 x 29	TGS1842	\$588	\$606	\$630	\$639	\$80	\$285	\$419
18 x 48 x 29	TGS1848	\$609	\$631	\$659	\$669	\$87	\$313	\$459
18 x 60 x 29	TGS1860	\$658	\$685	\$719	\$732	\$103	\$368	\$540
18 x 72 x 29	TGS1872	\$689	\$721	\$761	\$777	\$118	\$423	\$621
20 x 42 x 29	TGS2042	\$614	\$637	\$663	\$673	\$82	\$294	\$432
20 x 48 x 29	TGS2048	\$627	\$652	\$683	\$694	\$90	\$322	\$473
20 x 60 x 29	TGS2060	\$673	\$704	\$742	\$756	\$105	\$377	\$554
20 x 72 x 29	TGS2072	\$706	\$740	\$786	\$803	\$121	\$432	\$635
24 x 42 x 29	TGS2442	\$630	\$655	\$688	\$700	\$87	\$313	\$459
24 x 48 x 29	TGS2448	\$644	\$671	\$709	\$722	\$95	\$340	\$500
24 x 60 x 29	TGS2460	\$690	\$724	\$769	\$786	\$110	\$396	\$581
24 x 72 x 29	TGS2472	\$725	\$763	\$818	\$839	\$126	\$451	\$662
30 x 42 x 29	TGS3042	\$685	\$719	\$760	\$774	\$95	\$340	\$500
30 x 48 x 29	TGS3048	\$700	\$736	\$782	\$799	\$103	\$368	\$540
30 x 60 x 29	TGS3060	\$749	\$791	\$849	\$870	\$118	\$423	\$621
30 x 72 x 29	TGS3072	\$791	\$840	\$910	\$935	\$133	\$478	\$702
36 x 42 x 29	TGS3642	\$731	\$770	\$819	\$836	\$103	\$368	\$540
36 x 48 x 29	TGS3648	\$751	\$793	\$848	\$869	\$110	\$396	\$581
36 x 60 x 29	TGS3660	\$810	\$860	\$929	\$954	\$126	\$451	\$662
36 x 72 x 29	TGS3672	\$865	\$921	\$1004	\$1034	\$141	\$506	\$743



ADDITIONAL BASE OPTION:

See page 1-5 for detailed information:

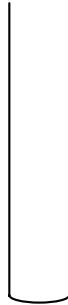
1. Add \$75 list price per table for a set of (4) 2" black casters. Add code "CAST" to the end of the model number.



For the Grand River Series in Collaborative Table sizes see pages 16-1 through 16-4.
For the Grand River Series in Occasional Table sizes see page 42-1.

GRAND RIVER SERIES

POSTLEG TABLES



STANDARD FEATURES

The Grand River Series features post legs that are simple, clean, and sturdy.

- HPL tops are 1/4" thick, available in 41 standard Group A finishes, and hundreds of non-standard Group B and C finishes.
- TFL tops are 1"-thick and are available in 14 standard finishes.
- Flat, impact-resistant edgebanding is standard. Other edge options are available. See page 1-2.
- Bases have adjustable leveling glides.
- Metal post leg is 3" diameter and available in (7) powdercoat finishes. Finish specifications on page 1-4.

Available:

- Wire management, see page 3-3.
- Power/Data, see page 2-1 through 2-5.
- Additional base option, see below.


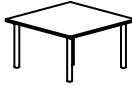


DIMENSIONS

STARTING PRICE

Edge Style #10 Standard
Refer to page 1-2 for Edge Profiles

Top Edge Detail Upgrades

Add Cost to Starting Prices for these
Edge Profiles.

Size	Model #	TFL	"A"	"B"	"C"	Grp. 2	Grp. 3	Grp. 4
ROUND TOP								
 24" Dia. x 29	TGR2424	\$555	\$575	\$593	\$600	\$66	\$256	\$410
30" Dia. x 29	TGR3030	\$591	\$616	\$644	\$655	\$81	\$315	\$504
36" Dia. x 29	TGR3636	\$664	\$701	\$743	\$757	\$96	\$374	\$599
42" Dia. x 29	TGR4242	\$730	\$777	\$833	\$854	\$111	\$433	\$693
48" Dia. x 29	TGR4848	\$764	\$815	\$889	\$916	\$126	\$492	\$788
SQUARE TOP								
 24 x 24 x 29	TGS2424	\$555	\$575	\$593	\$600	\$64	\$230	\$338
30 x 30 x 29	TGS3030	\$591	\$616	\$644	\$655	\$80	\$285	\$419
36 x 36 x 29	TGS3636	\$664	\$701	\$743	\$757	\$95	\$340	\$500
42 x 42 x 29	TGS4242	\$730	\$777	\$833	\$854	\$110	\$396	\$581
48 x 48 x 29	TGS4848	\$764	\$815	\$889	\$916	\$126	\$451	\$662
ARC TOP								
 24 x 24 x 29	TGA2424	\$576	\$596	\$614	\$621	\$66	\$256	\$410
30 x 30 x 29	TGA3030	\$622	\$647	\$676	\$686	\$81	\$315	\$504
36 x 36 x 29	TGA3636	\$698	\$735	\$777	\$791	\$96	\$374	\$599
42 x 42 x 29	TGA4242	\$777	\$824	\$881	\$902	\$111	\$433	\$693
48 x 48 x 29	TGA4848	\$793	\$870	\$944	\$971	\$126	\$492	\$788
REVERSE ARC TOP								
 24 x 24 x 29	TGRA2424	\$576	\$596	\$614	\$621	\$64	\$230	\$338
30 x 30 x 29	TGRA3030	\$622	\$647	\$676	\$686	\$80	\$285	\$419
36 x 36 x 29	TGRA3636	\$698	\$735	\$777	\$791	\$95	\$340	\$500
42 x 42 x 29	TGRA4242	\$777	\$824	\$881	\$902	\$110	\$396	\$581
48 x 48 x 29	TGRA4848	\$793	\$870	\$944	\$971	\$126	\$451	\$662

ADDITIONAL BASE OPTION:

See page 1-5 for detailed information:

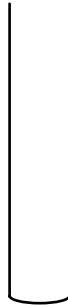
1. Add \$75 list price per table for a set of (4) 2" black casters. Add code "CAST" to the end of the model number.



For the Grand River Series in Collaborative Table sizes see pages 16-1 through 16-4.
For the Grand River Series in Occasional Table sizes see page 42-1.

GRAND RIVER SERIES

POSTLEG TABLES



STANDARD FEATURES

The Grand River Series features post legs that are simple, clean, and sturdy.

- HPL tops are 1/4" thick, available in 41 standard Group A finishes, and hundreds of non-standard Group B and C finishes.
- TFL tops are 1"-thick and are available in 14 standard finishes.
- Flat, impact-resistant edgebanding is standard. Other edge options are available. See page 1-2.
- Bases have adjustable leveling glides.
- Metal post leg is 3" diameter and available in (7) powdercoat finishes. Finish specifications on page 1-4.

Available:

- Wire management, see page 3-3.
- Power/Data, see page 2-1 through 2-5.
- Modesty panels, see page 3-1 and 3-2.
- Additional base options, see below.

DIMENSIONS

STARTING PRICE
Edge Style #10 Standard
Refer to page 1-2 for Edge Profiles

Top Edge Detail Upgrades
Add Cost to Starting Prices for these
Edge Profiles.

Size	Model #	TFL	"A"	"B"	"C"	Top Edge Detail Upgrades		
						Grp. 2	Grp. 3	Grp. 4
HALF ROUND TOP								
18 x 36 x 29	TGHR1836	\$553	\$575	\$596	\$604	\$79	\$265	\$412
20 x 40 x 29	TGHR2040	\$591	\$620	\$644	\$655	\$88	\$293	\$457
24 x 48 x 29	TGHR2448	\$673	\$707	\$744	\$757	\$105	\$351	\$547
30 x 60 x 29	TGHR3060	\$773	\$823	\$881	\$902	\$131	\$438	\$682
36 x 72 x 29	TGHR3672	\$918	\$981	\$1060	\$1089	\$157	\$231	\$817
CRESCENT TOP								
18 x 48 x 29	TGCR1848	\$865	\$931	\$1000	\$1025	\$148	\$492	\$770
18 x 60 x 29	TGCR1860	\$980	\$1066	\$1158	\$1192	\$184	\$611	\$959
24 x 48 x 29	TGCR2448	\$920	\$995	\$1078	\$1108	\$155	\$520	\$810
24 x 60 x 29	TGCR2460	\$1040	\$1135	\$1246	\$1286	\$192	\$638	\$999
30 x 48 x 29	TGCR3048	\$949	\$1029	\$1125	\$1162	\$163	\$548	\$851
30 x 60 x 29	TGCR3060	\$1113	\$1222	\$1369	\$1424	\$207	\$693	\$1080
TRAPEZOID TOP								
24 x 48 x 29	TGTR2448	\$669	\$704	\$740	\$753	\$119	\$340	\$500
24 x 60 x 29	TGTR2460	\$725	\$765	\$811	\$828	\$138	\$396	\$581
24 x 72 x 29	TGTR2472	\$780	\$830	\$885	\$906	\$157	\$451	\$662
30 x 48 x 29	TGTR3048	\$715	\$757	\$803	\$820	\$128	\$368	\$540
30 x 60 x 29	TGTR3060	\$770	\$820	\$878	\$899	\$147	\$423	\$621
30 x 72 x 29	TGTR3072	\$818	\$875	\$945	\$970	\$167	\$478	\$702
QUARTER ROUND TOP								
18 x 18 x 29	TGQR1818	\$518	\$524	\$534	\$538	\$50	\$127	\$192
20 x 20 x 29	TGQR2020	\$521	\$538	\$551	\$555	\$56	\$141	\$214
24 x 24 x 29	TGQR2424	\$546	\$567	\$585	\$592	\$67	\$169	\$257
30 x 30 x 29	TGQR3030	\$599	\$627	\$656	\$667	\$84	\$212	\$321
36 x 36 x 29	TGQR3636	\$668	\$705	\$747	\$761	\$101	\$254	\$385

ADDITIONAL BASE OPTIONS:

See page 1-5 for detailed information:

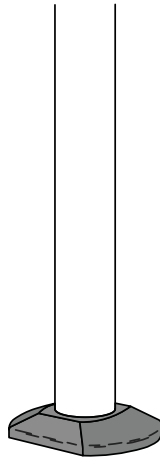
1. Add \$75 list price per table for a set of (4) 2" black casters. Add code "CAST" to the end of the model number.
2. Add \$65 list price per table for a set of (3) 2" black casters. Add code "CAST" to the end of the model number.



For the Grand River Series in Collaborative Table sizes see pages 16-1 through 16-4.
For the Grand River Series in Occasional Table sizes see page 42-1.

GRANDRIVERSERIES

FIXED PEDESTAL POST LEG TABLES



STANDARD FEATURES

The Grand River Series fixed post leg is simple, clean, and sturdy. Perfect for café applications and lecture halls.

- HPL tops are 1/4" thick, available in 41 standard Group A finishes, and hundreds of non-standard Group B and C finishes.
- TFL tops are 1"-thick and are available in 14 standard finishes.
- Flat, impact-resistant edgebanding is standard. Other edge options are available. See page 1-2.
- Bases have adjustable leveling glides.
- Metal post leg is 3" diameter and available in (7) powdercoat finishes.
- Base cover cap at floor is black.

Finish specifications on page 1-4.

Available:

- Wire management, see page 3-3.
- Power/Data, see page 2-1 through 2-5.
- Modesty panels, see page 3-1 and 3-2.

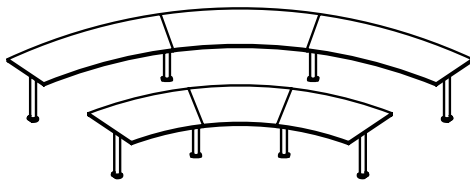
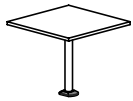
DIMENSIONS

STARTING PRICE
Edge Style #10 Standard
Refer to page 1-2 for Edge Profiles

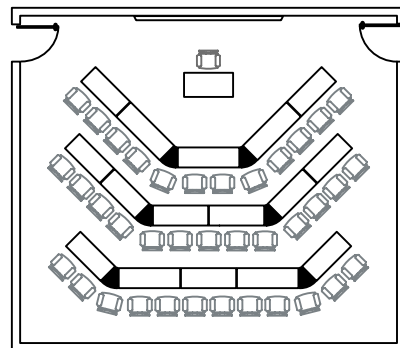
Top Edge Detail Upgrades

Add Cost to Starting Prices for these Edge Profiles.

Size	Model #	TFL	"A"	"B"	"C"	Top Edge Detail Upgrades		
						Grp. 2	Grp. 3	Grp. 4
ROUND TOP								
24" Dia. x 29	TGFP2424	\$484	\$504	\$522	\$529	\$66	\$256	\$410
30" Dia. x 29	TGFP3030	\$520	\$545	\$574	\$584	\$81	\$315	\$504
36" Dia. x 29	TGFP3636	\$593	\$630	\$672	\$686	\$96	\$374	\$599
SQUARE TOP								
24 x 24 x 29	TGFP2424	\$484	\$504	\$522	\$529	\$64	\$230	\$338
30 x 30 x 29	TGFP3030	\$520	\$545	\$574	\$584	\$80	\$285	\$419
36 x 36 x 29	TGFP3636	\$593	\$630	\$672	\$686	\$95	\$340	\$500



For Custom Lecture Hall Applications, Consult factory for details.



For the Grand River Series in Training Table sizes see pages 15-1 through 15-3.
For the Grand River Series in Occasional Table sizes see page 42-1.

GRAND RIVER SERIES

360° WORKSTATION POST LEG TABLES

STANDARD FEATURES

The Grand River Series features post legs that are simple, clean, and sturdy. This application is great for classrooms. When three of these tables, supported with five post legs each, are put together, a 360° workstation layout is formed. Each table sold separately.

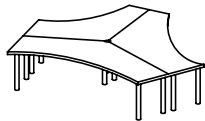
- HPL tops are 1¼" thick, available in 41 standard Group A finishes, and hundreds of non-standard Group B and C finishes.
 - TFL tops are 1" thick and are available in 14 standard finishes.
 - Flat, impact-resistant edgebanding is standard. Other edge options are available. See page 1-2.
 - Bases have adjustable leveling glides.
 - Metal bases available in (8) powdercoat finishes.
- Finish specifications on page 1-4.



Available:

- Wire management, see page 3-3.
- Power/Data, see page 2-1 through 2-5.
- Additional base option, see below.

DIMENSIONS



STARTING PRICE
Edge Style #10 Standard
Refer to page 1-2 for Edge Profiles

Size	Model #	TFL	"A"	"B"	"C"
Single Table 84 x 44 x 22	TGT844422	\$1109	\$1205	\$1323	\$1343

Top Edge Detail Upgrades

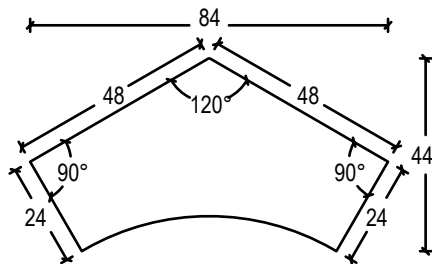
Add Cost to Starting Prices for these Edge Profiles.

Grp. 2	Grp. 3	Grp. 4
\$184	\$616	\$959

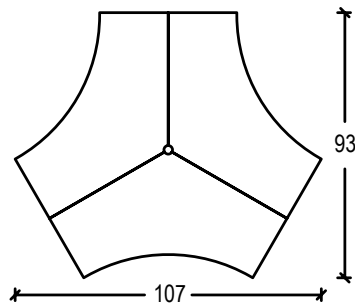
ADDITIONAL BASE OPTION:

See page 1-5 for detailed information:

1. Add \$95 list price per table for a set of (5) 2" black casters. Add code "CAST" to the end of the model number.



Single table: TGT844422



NOTE: To achieve this layout you must combine 3) single tables of model number TGT844422.



For the Grand River Series in Training Table sizes see pages 15-1 through 15-3.
For the Grand River Series in Occasional Table sizes see page 42-1.

GRANDRIVERSERIES

POST LEG TEACHING TABLES

STANDARD FEATURES

The Grand River Series features post legs that are simple, clean, and sturdy. This application is available in 29" high tables and 22" high tables.

- HPL tops are 1/4" thick, available in 41 standard Group A finishes, and hundreds of non-standard Group B and C finishes.
- TFL tops are 1"-thick and are available in 14 standard finishes.
- Flat, impact-resistant edgebanding is standard. Other edge options are available. See page 1-2.
- Bases have adjustable leveling glides.
- Metal bases available in (8) powdercoat finishes. Finish specifications on page 1-4.

Available:

- Wire management, see page 3-3.
- Power/Data, see page 2-1 through 2-5.
- Additional base options, see below.



DIMENSIONS

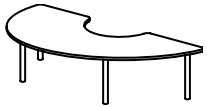
STARTING PRICE

Edge Style #10 Standard
Refer to page 1-2 for Edge Profiles

Top Edge Detail Upgrades

Add Cost to Starting Prices for these Edge Profiles.

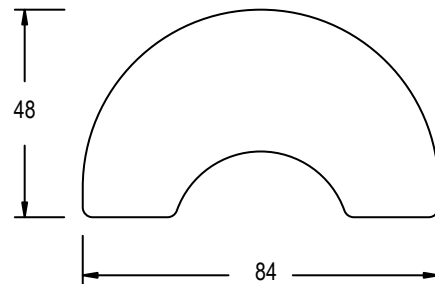
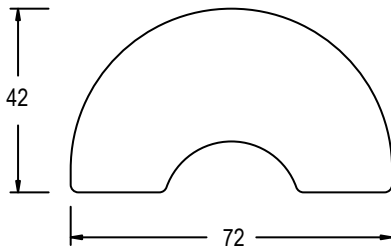
Size	Model #	TFL	Edge Style #10 Standard			Top Edge Detail Upgrades		
			"A"	"B"	"C"	Grp. 2	Grp. 3	Grp. 4
42 x 72 x 29	TGTP427229	\$965	\$1000	\$1097	\$1133	\$199	\$666	\$1040
48 x 84 x 29	TGTP488429	\$1085	\$1139	\$1268	\$1315	\$231	\$772	\$1206
42 x 72 x 22	TGRTP427222	\$1064	\$1100	\$1197	\$1232	\$199	\$666	\$1040
48 x 84 x 22	TGRTP488422	\$1185	\$1239	\$1368	\$1415	\$231	\$772	\$1206



ADDITIONAL BASE OPTIONS:

See page 1-5 for detailed information:

1. Add \$75 list price per table for a set of (4) 2" black casters. Add code "CAST" to the end of the model number.
2. Add \$168 list price per table for a height adjustable spring clip. Add code "AH" to the end of the model number.
 - Allows for 1" increment change from 26" to 35" high.



For the Grand River Series in Training Table sizes see pages 15-1 through 15-3.
For the Grand River Series in Occasional Table sizes see page 42-1.

GRAND RIVER SERIES

PINWHEEL POST LEG TABLES

STANDARD FEATURES

The Grand River Series features post legs that are simple, clean, and sturdy.

- HPL tops are 1/4" thick, available in 41 standard Group A finishes, and hundreds of non-standard Group B and C finishes.
- TFL tops are 1" thick and are available in 14 standard finishes.
- Flat, impact-resistant edgebanding is standard. Other edge options are available. See page 1-2.
- Bases have adjustable leveling glides.
- Metal post leg is 3" diameter and available in (7) powdercoat finishes. Finish specifications on page 1-4.

Available:

- Wire management, see page 3-3.
- Power/Data, see page 2-1 through 2-5.



DIMENSIONS

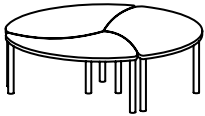
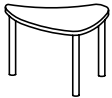
STARTING PRICE

Edge Style #10 Standard
Refer to page 1-2 for Edge Profiles

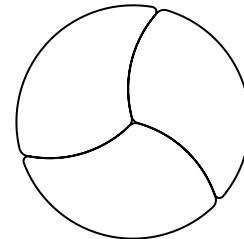
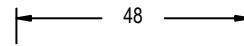
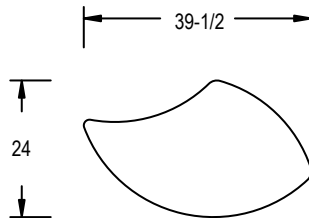
Top Edge Detail Upgrades

Add Cost to Starting Prices for these Edge Profiles.

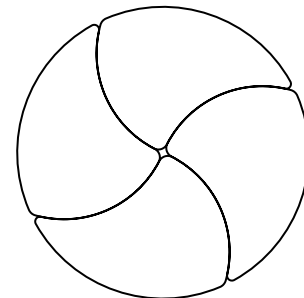

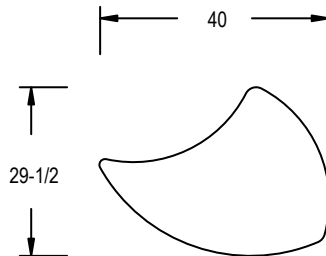
Size	Model #	STARTING PRICE				Top Edge Detail Upgrades		
		TFL	"A"	"B"	"C"	Grp. 2	Grp. 3	Grp. 4
Single Pinwheel								
24 x 39-1/2 x 29	TGPW2440	\$576	\$620	\$656	\$669	\$128	\$425	\$744
29-1/2 x 40 x 29	TGPW3040	\$608	\$656	\$702	\$719	\$135	\$453	\$804



Smaller Configurations:



Larger Configurations:



For the Grand River Series in Training Table sizes see pages 15-1 through 15-3.
For the Grand River Series in Occasional Table sizes see page 42-1.