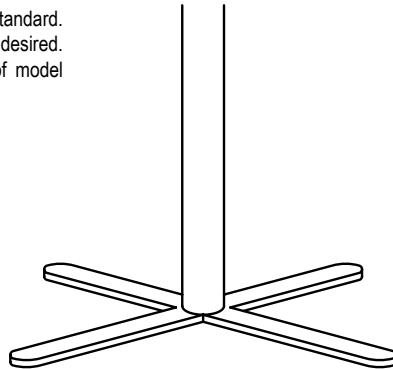


# LS SERIES

## FLAT "X" BASE TABLES



Rounded ends are standard. Specify squared ends if desired. Add "SQ" to the end of model number.



### STANDARD FEATURES

The LS Series base has a low, sleek profile. The X-base is made of 1/2" thick steel and available with standard rounded or squared ends.

- HPL tops are 1/4"-thick, available in 41 standard Group A finishes, and hundreds of non-standard Group B and C finishes.
- TFL tops are 1"-thick and are available in 14 standard finishes.
- Flat, impact-resistant edgebanding is standard. Other edge options are available. See page 1-2.
- Bases have adjustable leveling glides.
- Metal bases available in (8) powdercoat finishes. Finish specifications on page 1-4.

Available:

- Wire management, see page 3-3.
- Power/Data, see page 2-1 through 2-5.
- Additional base options, see below.

### DIMENSIONS

### STARTING PRICE

Edge Style #10 Standard  
Refer to page 1-2 for Edge Profiles

### Top Edge Detail Upgrades

Add Cost to Starting Prices for these Edge Profiles.

Size	Model #	TFL	"A"	"B"	"C"	Grp. 2	Grp. 3	Grp. 4
<b>Cafe Height Tables at 42" High</b>								
<i>ROUND TOP</i>								
24" Dia. x 42	TLSRX2442	\$781	\$801	\$819	\$826	\$66	\$256	\$410
30" Dia. x 42	TLSRX3042	\$835	\$860	\$889	\$899	\$81	\$315	\$504
36" Dia. x 42	TLSRX3642	\$958	\$995	\$1037	\$1051	\$96	\$374	\$599
42" Dia. x 42	TLSRX4242	\$1024	\$1071	\$1127	\$1148	\$111	\$433	\$693
48" Dia. x 42	TLSRX4842	\$1079	\$1130	\$1204	\$1231	\$126	\$492	\$788
<i>SQUARE TOP</i>								
24 x 24 x 42	TLSSX2442	\$799	\$819	\$837	\$844	\$64	\$230	\$338
30 x 30 x 42	TLSSX3042	\$853	\$878	\$907	\$917	\$80	\$285	\$419
36 x 36 x 42	TLSSX3642	\$958	\$995	\$1037	\$1051	\$95	\$340	\$500
42 x 42 x 42	TLSSX4242	\$1045	\$1092	\$1148	\$1169	\$110	\$396	\$581
<b>Seated Height Tables at 29" High</b>								
<i>ROUND TOP</i>								
24" Dia. x 29	TLSRX2429	\$723	\$743	\$761	\$768	\$66	\$256	\$410
30" Dia. x 29	TLSRX3029	\$782	\$807	\$836	\$847	\$81	\$315	\$504
36" Dia. x 29	TLSRX3629	\$906	\$942	\$984	\$999	\$96	\$374	\$599
42" Dia. x 29	TLSRX4229	\$979	\$1026	\$1083	\$1104	\$111	\$433	\$693
48" Dia. x 29	TLSRX4829	\$1040	\$1091	\$1164	\$1192	\$126	\$492	\$788
<i>SQUARE TOP</i>								
24 x 24 x 29	TLSSX2429	\$742	\$761	\$780	\$786	\$64	\$230	\$338
30 x 30 x 29	TLSSX3029	\$816	\$841	\$870	\$881	\$80	\$285	\$419
36 x 36 x 29	TLSSX3629	\$906	\$942	\$984	\$999	\$95	\$340	\$500
42 x 42 x 29	TLSSX4229	\$1003	\$1050	\$1106	\$1127	\$110	\$396	\$581

### ADDITIONAL BASE OPTIONS:

See page 1-5 for additional information:

1. Add \$75 list price per table for a set of (4) 2" black casters. Add code "CAST" to the end of the model number.
2. Add \$440 list price per table for a flip top table base. Add code "FL" to the end of the model number.
3. Add \$348 list price per table for folding table bases. Add code "FO" to the end of the model number.



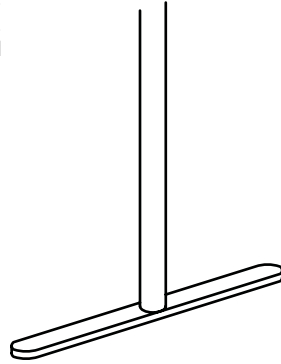
For the LS Series in Conference Table sizes see pages 30-1 through 30-3.

# LSSERIES

## FLAT "T" BASE TABLES



Rounded ends are standard. Specify squared ends if desired. Add "SQ" to the end of model number.



### STANDARD FEATURES

The LS Series base has a low, sleek profile. The X and T bases are made of 1/2" thick steel and are available with round or squared ends.

- HPL tops are 1/4"-thick, available in 41 standard Group A finishes, and hundreds of non-standard Group B and C finishes.
- TFL tops are 1"-thick and are available in 14 standard finishes.
- Flat, impact-resistant edgebanding is standard. Other edge options are available. See page 1-2.
- Bases have adjustable leveling glides.
- Metal bases available in (8) powdercoat finishes. Finish specifications on page 1-4.

Available:

- Wire management, see page 3-3.
- Power/Data, see page 2-1.
- Modesty panels, see page 3-1 and 3-2.
- Additional base options, see below.

### DIMENSIONS

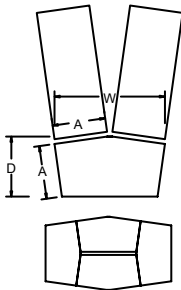
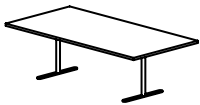
### STARTING PRICE

Edge Style #10 Standard  
Refer to page 1-2 for Edge Profiles

### Top Edge Detail Upgrades

Add Cost to Starting Prices for these Edge Profiles.

Size	Model #	TFL	"A"	"B"	"C"	Top Edge Detail Upgrades		
						Grp. 2	Grp. 3	Grp. 4
18 x 42 x 29	TLS1842	\$830	\$848	\$872	\$881	\$80	\$285	\$419
18 x 48 x 29	TLS1848	\$851	\$873	\$900	\$911	\$87	\$313	\$459
18 x 60 x 29	TLS1860	\$941	\$969	\$1003	\$1016	\$103	\$368	\$540
18 x 72 x 29	TLS1872	\$973	\$1004	\$1045	\$1061	\$118	\$423	\$621
18 x 84 x 29	TLS1884	\$1016	\$1055	\$1104	\$1121	\$133	\$478	\$702
18 x 96 x 29	TLS1896	\$1046	\$1089	\$1145	\$1166	\$149	\$534	\$783
20 x 42 x 29	TLS2042	\$856	\$878	\$904	\$915	\$82	\$294	\$432
20 x 48 x 29	TLS2048	\$869	\$894	\$924	\$936	\$90	\$322	\$473
20 x 60 x 29	TLS2060	\$957	\$987	\$1025	\$1040	\$105	\$377	\$554
20 x 72 x 29	TLS2072	\$990	\$1024	\$1070	\$1087	\$121	\$432	\$635
20 x 84 x 29	TLS2084	\$1038	\$1080	\$1134	\$1154	\$136	\$488	\$716
20 x 96 x 29	TLS2096	\$1068	\$1116	\$1177	\$1200	\$151	\$543	\$797
24 x 42 x 29	TLS2442	\$872	\$896	\$929	\$941	\$87	\$313	\$459
24 x 48 x 29	TLS2448	\$886	\$912	\$950	\$963	\$95	\$340	\$500
24 x 60 x 29	TLS2460	\$974	\$1007	\$1053	\$1070	\$110	\$396	\$581
24 x 72 x 29	TLS2472	\$1008	\$1046	\$1101	\$1122	\$126	\$451	\$662
24 x 84 x 29	TLS2484	\$1068	\$1116	\$1180	\$1204	\$141	\$506	\$743
24 x 96 x 29	TLS2496	\$1101	\$1154	\$1227	\$1255	\$156	\$561	\$824
30 x 42 x 29	TLS3042	\$948	\$982	\$1022	\$1037	\$95	\$340	\$500
30 x 48 x 29	TLS3048	\$962	\$999	\$1045	\$1062	\$103	\$368	\$540
30 x 60 x 29	TLS3060	\$1054	\$1096	\$1154	\$1175	\$118	\$423	\$621
30 x 72 x 29	TLS3072	\$1096	\$1145	\$1214	\$1239	\$133	\$478	\$702
30 x 84 x 29	TLS3084	\$1160	\$1219	\$1299	\$1330	\$149	\$534	\$783
30 x 96 x 29	TLS3096	\$1184	\$1247	\$1339	\$1373	\$164	\$589	\$864
36 x 42 x 29	TLS3642	\$996	\$1036	\$1084	\$1101	\$103	\$368	\$540
36 x 48 x 29	TLS3648	\$1013	\$1055	\$1110	\$1131	\$110	\$396	\$581
36 x 60 x 29	TLS3660	\$1112	\$1162	\$1231	\$1256	\$126	\$451	\$662
36 x 72 x 29	TLS3672	\$1162	\$1218	\$1301	\$1331	\$141	\$506	\$743
36 x 84 x 29	TLS3684	\$1238	\$1306	\$1403	\$1439	\$156	\$561	\$824
36 x 96 x 29	TLS3696	\$1273	\$1348	\$1458	\$1499	\$172	\$616	\$905
A D W H	Model #	TFL	"A"	"B"	"C"	Grp. 2	Grp. 3	Grp. 4
20 x 22 x 42 x 29	TLS2242-VC	\$987	\$1026	\$1063	\$1076	\$48	\$156	\$250
24 x 27 x 50 x 29	TLS2750-VC	\$1071	\$1124	\$1175	\$1194	\$54	\$175	\$280
30 x 34 x 61 x 29	TLS3461-VC	\$1223	\$1294	\$1370	\$1398	\$65	\$213	\$340
36 x 41 x 73 x 29	TLS4173-VC	\$1331	\$1418	\$1523	\$1561	\$77	\$250	\$400



The Video Conferencing shape (-VC) can be used to create many configurations.

A few suggestions are shown. Note: Overall size of table (D x W) listed is nominal and may vary +/- 1/2".

### ADDITIONAL BASE OPTIONS:

See page 1-5 for additional information:

1. Add \$75 list price per table for a set of (4) 2" black casters. Add code "CAST" to the end of the model number.
2. Add \$440 list price per table for a flip top table base. Add code "FL" to the end of the model number.
3. Add \$348 list price per table for folding table bases. Add code "FO" to the end of the model number.



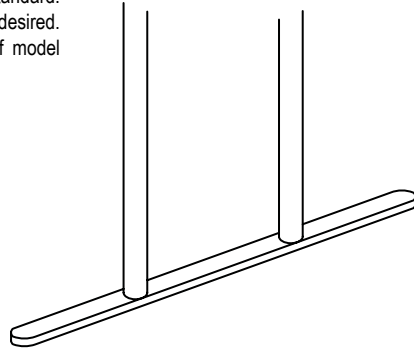
For the LS Series in Conference Table sizes see pages 30-1 through 30-3.

# LSSERIES

## DOUBLE FLAT "T" BASE CONFERENCE TABLES



Rounded ends are standard. Specify squared ends if desired. Add "SQ" to the end of model number.



### STANDARD FEATURES

The LS Series Conference table bases feature a low, sleek profile that can be ordered with standard round or square ends.

- HPL tops are 1/4" thick, available in 41 standard Group A finishes, and hundreds of non-standard Group B and C finishes.
- Flat, impact-resistant edgebanding is standard. Other edge options are available. See page 1-2.
- Bases have adjustable leveling glides.
- Metal bases available in (8) powdercoat finishes. Finish specifications on page 1-4.

Available



- Wire management, see page 3-3.
- Power/Data, see pages 2-1 through 2-5.

### DIMENSIONS

**STARTING PRICE**  
Edge Style #10 Standard  
Refer to page 1-2 for Edge Profiles

**Top Edge Detail Upgrades**  
Add Cost to Starting Prices for these Edge Profiles.

Size	Model #	"A"	"B"	"C"	Grp. 2	Grp. 3	Grp. 4
<b>Rectangle Tops</b>							
<i>1-PIECE TOP AND 2 BASES</i>							
42 x 84	CLS4284SQ	\$1725	\$1836	\$1878	\$164	\$589	\$864
42 x 96	CLS4296SQ	\$1830	\$1958	\$2006	\$180	\$644	\$945
48 x 96	CLS4896SQ	\$1859	\$2007	\$2061	\$187	\$672	\$986
<i>2-PIECE TOP AND 3 BASES</i>							
48 x 120	CLS48120SQ	\$2670	\$2853	\$2922	\$218	\$782	\$1148
60 x 120	CLS60120SQ	\$3082	\$3311	\$3397	\$233	\$837	\$1229
48 x 144	CLS48144SQ	\$2830	\$3052	\$3133	\$249	\$892	\$1310
60 x 144	CLS60144SQ	\$3300	\$3574	\$3676	\$264	\$948	\$1391
<i>2-PIECE TOP AND 4 BASES</i>							
48 x 168	CLS48168SQ	\$3512	\$3771	\$3865	\$280	\$1003	\$1472
60 x 168	CLS60168SQ	\$4079	\$4402	\$4522	\$295	\$1058	\$1553
<b>Wedge Tops</b>							
<i>1-PIECE TOP AND 2 BASES</i>							
42 x 84	CLS4284WD	\$1827	\$1940	\$1981	\$164	\$589	\$864
42 x 96	CLS4296WD	\$1948	\$2075	\$2124	\$180	\$644	\$945
48 x 96	CLS4896WD	\$1992	\$2141	\$2195	\$187	\$672	\$986
<i>2-PIECE TOP AND 3 BASES</i>							
48 x 120	CLS48120WD	\$2838	\$3021	\$3090	\$218	\$782	\$1148
60 x 120	CLS60120WD	\$3292	\$3521	\$3607	\$233	\$837	\$1229
48 x 144	CLS48144WD	\$3032	\$3252	\$3335	\$249	\$892	\$1310
60 x 144	CLS60144WD	\$3552	\$3826	\$3928	\$264	\$948	\$1391
<i>2-PIECE TOP AND 4 BASES</i>							
48 x 168	CLS48168WD	\$3749	\$4006	\$4102	\$280	\$1003	\$1472
60 x 168	CLS60168WD	\$4373	\$4696	\$4816	\$295	\$1058	\$1553



### NOTE:

- Tops 120" and longer are shipped in two pieces. They include draw-tight hardware and wafers for alignment during installation.
- Alignment of woodgrain patterns between the two halves of the top cannot be guaranteed.



NEED A DIFFERENT SIZE? PRIMEWAY HAS FULL CUSTOM CAPABILITIES. PLEASE CONSULT OUR SALES TEAM FOR DETAILS.



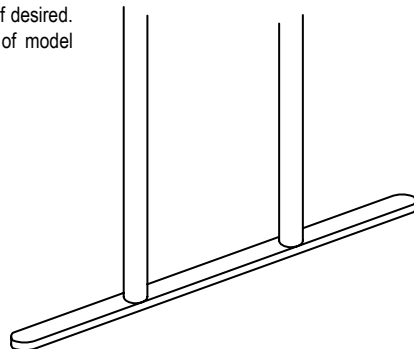
For the LS Series in Cafe/Meeting Table sizes see page 17-1.  
For the LS Series in Training Table sizes see page 18-1.

# LSSERIES

## DOUBLEFLAT“T”BASECONFERENCE TABLES



Rounded ends are standard. Specify squared ends if desired. Add "SQ" to the end of model number.



### STANDARD FEATURES

The LS Series Conference table bases feature a low, sleek profile that can be ordered with round or square ends.

- HPL tops are 1/4" thick, available in 41 standard Group A finishes, and hundreds of non-standard Group B and C finishes.
- Flat, impact-resistant edgebanding is standard. Other edge options are available. See page 1-2.
- Bases have adjustable leveling glides.
- Metal bases available in (8) powdercoat finishes. Finish specifications on page 1-4.

Available

- Wire management, see page 3-3.
- Power/Data, see pages 2-1 through 2-5.

### DIMENSIONS

### STARTING PRICE

Edge Style #10 Standard  
Refer to page 1-2 for Edge Profiles

**Top Edge Detail Upgrades**  
Add Cost to Starting Prices for these Edge Profiles.

Size	Model #	"A"	"B"	"C"	Grp. 2	Grp. 3	Grp. 4
<b>Boat and Diamond Tops</b>							
<i>Please add code "BT" for BOAT tops and "DM" for DIAMOND tops.</i>							
<b>1-PIECE TOP AND 2 BASES</b>							
42 x 84	CLS4284-__	\$1853	\$1965	\$2007	\$164	\$743	\$1164
42 x 96	CLS4296-__	\$1977	\$2105	\$2153	\$180	\$818	\$1284
48 x 96	CLS4896-__	\$2027	\$2174	\$2229	\$187	\$846	\$1324
<b>1-PIECE TOP AND 2 BASES</b>							
48 x 120	CLS48120-__	\$2880	\$3063	\$3132	\$218	\$996	\$1564
60 x 120	CLS60120-__	\$3344	\$3574	\$3659	\$233	\$1051	\$1645
48 x 144	CLS48144-__	\$3082	\$3304	\$3385	\$249	\$1146	\$1804
60 x 144	CLS60144-__	\$3615	\$3889	\$3991	\$264	\$1201	\$1885
<b>2-PIECE TOP AND 4 BASES</b>							
48 x 168	CLS48168-__	\$3806	\$4065	\$4159	\$280	\$1296	\$2044
60 x 168	CLS60168-__	\$4447	\$4770	\$4889	\$295	\$1351	\$2125
<b>Bow End and Bullet Tops</b>							
<i>Please add code "BU" for BULLET tops and "BE" for BOW END tops.</i>							
<b>1-PIECE TOP AND 2 BASES</b>							
42 x 84	CLS4284-__	\$1853	\$1965	\$2007	\$164	\$593	\$898
42 x 96	CLS4296-__	\$1977	\$2105	\$2153	\$180	\$648	\$979
48 x 96	CLS4896-__	\$2027	\$2174	\$2229	\$187	\$678	\$1026
<b>1-PIECE TOP AND 2 BASES</b>							
48 x 120	CLS48120-__	\$2880	\$3063	\$3132	\$218	\$788	\$1188
60 x 120	CLS60120-__	\$3344	\$3574	\$3659	\$233	\$847	\$1283
48 x 144	CLS48144-__	\$3082	\$3304	\$3385	\$249	\$899	\$1350
60 x 144	CLS60144-__	\$3615	\$3889	\$3991	\$264	\$958	\$1445
<b>2-PIECE TOP AND 4 BASES</b>							
48 x 168	CLS48168-__	\$3806	\$4065	\$4159	\$280	\$1009	\$1512
60 x 168	CLS60168-__	\$4447	\$4770	\$4889	\$295	\$1068	\$1607

### NOTE:

- Tops 120" and longer are shipped in two pieces. They include draw-tight hardware and wafers for alignment during installation.
- Alignment of woodgrain patterns between the two halves of the top cannot be guaranteed.




NEED A DIFFERENT SIZE? PRIMEWAY HAS FULL CUSTOM CAPABILITIES. PLEASE CONSULT OUR SALES TEAM FOR DETAILS.

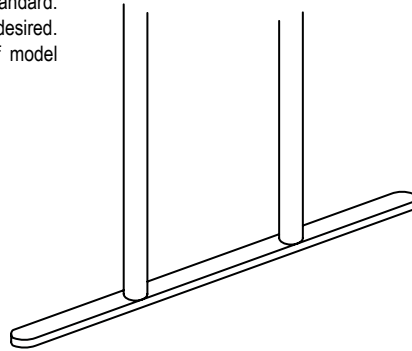


For the LS Series in Cafe/Meeting Table sizes see page 17-1.  
For the LS Series in Training Table sizes see page 18-1.

# LSSERIES

## DOUBLEFLAT“T”BASECONFERENCE TABLES

 Rounded ends are standard. Specify squared ends if desired. Add "SQ" to the end of model number.



### STANDARD FEATURES

The LS Series Conference table bases feature a low, sleek profile that can be ordered with round or square ends.

- HPL tops are 1/4" thick, available in 41 standard Group A finishes, and hundreds of non-standard Group B and C finishes.
- Flat, impact-resistant edgebanding is standard. Other edge options are available. See page 1-2.
- Bases have adjustable leveling glides.
- Metal bases available in (8) powdercoat finishes. Finish specifications on page 1-4.




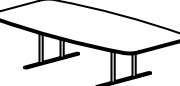


Available

- Wire management, see page 3-3.
- Power/Data, see pages 2-1 through 2-5.

### DIMENSIONS

**STARTING PRICE**  
Edge Style #10 Standard  
Refer to page 1-2 for Edge Profiles

**Top Edge Detail Upgrades**  
Add Cost to Starting Prices for these Edge Profiles.

Size	Model #	"A"	"B"	"C"	Grp. 2	Grp. 3	Grp. 4	
<b>Racetrack Tops</b>								
<i>1-PIECE TOP AND 2 BASES</i>								
	42 x 84	CLS4284RT	\$1866	\$1940	\$2020	\$164	\$607	\$945
	42 x 96	CLS4296RT	\$1990	\$2075	\$2167	\$180	\$662	\$1026
	48 x 96	CLS4896RT	\$2045	\$2141	\$2246	\$187	\$693	\$1080
<i>2-PIECE TOP AND 3 BASES</i>								
	48 x 120	CLS48120RT	\$2901	\$3021	\$3153	\$218	\$804	\$1242
	60 x 120	CLS60120RT	\$3371	\$3521	\$3686	\$233	\$867	\$1350
	48 x 144	CLS48144RT	\$3108	\$3252	\$3410	\$249	\$914	\$1404
	60 x 144	CLS60144RT	\$3646	\$3826	\$4023	\$264	\$977	\$1512
<i>2-PIECE TOP AND 4 BASES</i>								
	48 x 168	CLS48168RT	\$3835	\$4006	\$4190	\$280	\$1025	\$1566
	60 x 168	CLS60168RT	\$4484	\$4696	\$4926	\$295	\$1087	\$1674
<b>Boat-R and Oval Tops</b>								
<i>Please add code "BR" for BOAT-R tops and "OV" for OVAL tops.</i>								
<i>1-PIECE TOP AND 2 BASES</i>								
	42 x 84	CLS4284-__	\$1866	\$1940	\$2020	\$164	\$800	\$1280
	42 x 96	CLS4296-__	\$1990	\$2075	\$2167	\$180	\$875	\$1400
	48 x 96	CLS4896-__	\$2045	\$2141	\$2246	\$187	\$913	\$1460
<i>2-PIECE TOP AND 3 BASES</i>								
	48 x 120	CLS48120-__	\$2901	\$3021	\$3153	\$218	\$1063	\$1700
	60 x 120	CLS60120-__	\$3371	\$3521	\$3686	\$233	\$1138	\$1820
	48 x 144	CLS48144-__	\$3108	\$3252	\$3410	\$249	\$1213	\$1940
	60 x 144	CLS60144-__	\$3646	\$3826	\$4023	\$264	\$1288	\$2060
<i>2-PIECE TOP AND 4 BASES</i>								
	48 x 168	CLS48168-__	\$3835	\$4006	\$4190	\$280	\$1363	\$2180
	60 x 168	CLS60168-__	\$4484	\$4696	\$4926	\$295	\$1438	\$2300

### NOTE:

- Tops 120" and longer are shipped in two pieces. They include draw-tight hardware and wafers for alignment during installation.
- Alignment of woodgrain patterns between the two halves of the top cannot be guaranteed.

 NEED A DIFFERENT SIZE? PRIMEWAY HAS FULL CUSTOM CAPABILITIES. PLEASE CONSULT OUR SALES TEAM FOR DETAILS.



For the LS Series in Cafe/Meeting Table sizes see page 17-1.  
For the LS Series in Training Table sizes see page 18-1.