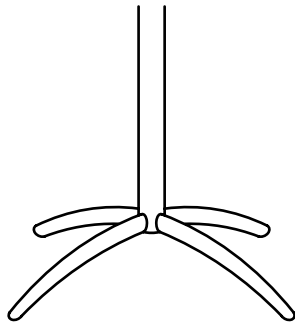


WOODWARD SERIES

ARCH "X" BASE TABLES



STANDARD FEATURES

The Woodward Series arch X-base creates a lifted look ideal for sitting or standing height applications.

- HPL tops are 1/4" thick, available in 41 standard Group A finishes, and hundreds of non-standard Group B and C finishes.
- TFL tops are 1"-thick and available in 14 standard finishes.
- Flat, impact-resistant edgebanding is standard. Other edge options are available. See page 1-2.
- Bases have adjustable leveling glides.
- Metal bases available in (7) powdercoat finishes. Finish specifications on page 1-4.





Available:

- Wire management, see page 3-3.
- Power/Data, see page 2-1 through 2-5.
- Additional base options, see below.

DIMENSIONS

STARTING PRICE
Edge Style #10 Standard
Refer to page 1-2 for Edge Profiles

Top Edge Detail Upgrades
Add Cost to Starting Prices for these
Edge Profiles.

Size	Model #	TFL	"A"	"B"	"C"	Top Edge Detail Upgrades		
						Grp. 2	Grp. 3	Grp. 4
Café Height Tables at 42" High								
<i>ROUND TOP</i>								
 30" Dia x 42	TWRX3042	\$659	\$684	\$713	\$723	\$81	\$315	\$504
36" Dia x 42	TWRX3642	\$774	\$811	\$853	\$868	\$96	\$374	\$599
42" Dia x 42	TWRX4242	\$840	\$887	\$944	\$965	\$111	\$433	\$693
48" Dia x 42	TWRX4842	\$908	\$959	\$1033	\$1061	\$126	\$492	\$788
54" Dia x 42	TWRX5442	\$988	\$1054	\$1147	\$1181	\$141	\$551	\$882
<i>SQUARE TOP</i>								
 24 x 24 x 42	TWSX2442	\$623	\$643	\$662	\$668	\$64	\$230	\$338
30 x 30 x 42	TWSX3042	\$659	\$684	\$713	\$723	\$80	\$285	\$419
36 x 36 x 42	TWSX3642	\$774	\$811	\$853	\$868	\$95	\$340	\$500
42 x 42 x 42	TWSX4242	\$840	\$887	\$944	\$965	\$110	\$396	\$581
48 x 48 x 42	TWSX4842	\$908	\$959	\$1033	\$1061	\$126	\$451	\$662
54 x 54 x 42	TWSX5442	\$988	\$1054	\$1147	\$1181	\$141	\$506	\$743
Standard Height Tables at 29" High								
<i>ROUND TOP</i>								
 30" Dia x 29	TWRX3029	\$588	\$613	\$642	\$652	\$81	\$315	\$504
36" Dia x 29	TWRX3629	\$701	\$738	\$780	\$794	\$96	\$374	\$599
42" Dia x 29	TWRX4229	\$774	\$822	\$878	\$899	\$111	\$433	\$693
48" Dia x 29	TWRX4829	\$845	\$896	\$970	\$998	\$126	\$492	\$788
54" Dia x 29	TWRX5429	\$931	\$996	\$1089	\$1124	\$141	\$551	\$882
<i>SQUARE TOP</i>								
 24 x 24 x 29	TWSX2429	\$547	\$567	\$585	\$592	\$64	\$230	\$338
30 x 30 x 29	TWSX3029	\$588	\$613	\$642	\$652	\$80	\$285	\$419
36 x 36 x 29	TWSX3629	\$701	\$738	\$780	\$794	\$95	\$340	\$500
42 x 42 x 29	TWSX4229	\$774	\$822	\$878	\$899	\$110	\$396	\$581
48 x 48 x 29	TWSX4829	\$845	\$896	\$970	\$998	\$126	\$451	\$662
54 x 54 x 29	TWSX5429	\$931	\$996	\$1089	\$1124	\$141	\$506	\$743

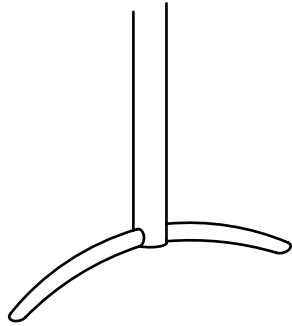
ADDITIONAL BASE OPTIONS:

See page 1-5 for detailed information:

1. Add \$72 list price per table for 2" black casters. Add code "CAST" to the end of the model number.
2. Add \$148 list price per table for a flip top table base. Add code "FL" to the end of the Model Number. Maximum top size is 48".

WOODWARD SERIES

ARCHBASE TABLES



STANDARD FEATURES

Woodward Arched T-bases add a lifted look to tables.

- HPL tops are 1/4" thick, available in 41 standard Group A finishes, and hundreds of non-standard Group B and C finishes.
 - TFL tops are 1"-thick and are available in 14 standard finishes.
 - Flat, impact-resistant edgebanding is standard. Other edge options are available. See page 1-2.
 - Bases have adjustable leveling glides.
 - Metal bases available in (8) powdercoat finishes.
- Finish specifications on page 1-4.

Available:

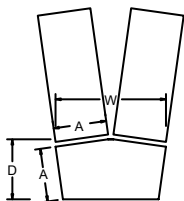
- Wire management, see page 3-3.
- Power/Data, see page 2-1 through 2-5.
- Modesty panels, see page 3-1 and 3-2.
- Additional base options, see below.

DIMENSIONS

STARTING PRICE
Edge Style #10 Standard
Refer to page 1-2 for Edge Profiles

Top Edge Detail Upgrades
Add Cost to Starting Prices for these
Edge Profiles.

Size	Model #	TFL	"A"	"B"	"C"	Top Edge Detail Upgrades					
						Grp. 2	Grp. 3	Grp. 4			
18 x 42 x 29	TW1842	\$530	\$549	\$572	\$581	\$80	\$285	\$419			
18 x 48 x 29	TW1848	\$551	\$574	\$601	\$612	\$87	\$313	\$459			
18 x 60 x 29	TW1860	\$642	\$669	\$704	\$717	\$103	\$368	\$540			
18 x 72 x 29	TW1872	\$673	\$705	\$746	\$761	\$118	\$423	\$621			
18 x 84 x 29	TW1884	\$717	\$756	\$805	\$822	\$133	\$478	\$702			
18 x 96 x 29	TW1896	\$747	\$790	\$845	\$866	\$149	\$534	\$783			
20 x 42 x 29	TW2042	\$557	\$579	\$605	\$616	\$82	\$294	\$432			
20 x 48 x 29	TW2048	\$570	\$595	\$625	\$637	\$90	\$322	\$473			
20 x 60 x 29	TW2060	\$658	\$688	\$726	\$740	\$105	\$377	\$554			
20 x 72 x 29	TW2072	\$690	\$725	\$770	\$788	\$121	\$432	\$635			
20 x 84 x 29	TW2084	\$739	\$781	\$835	\$854	\$136	\$488	\$716			
20 x 96 x 29	TW2096	\$769	\$816	\$878	\$900	\$151	\$543	\$797			
24 x 42 x 29	TW2442	\$583	\$608	\$641	\$652	\$87	\$313	\$459			
24 x 48 x 29	TW2448	\$597	\$623	\$662	\$675	\$95	\$340	\$500			
24 x 60 x 29	TW2460	\$685	\$718	\$764	\$781	\$110	\$396	\$581			
24 x 72 x 29	TW2472	\$719	\$757	\$812	\$833	\$126	\$451	\$662			
24 x 84 x 29	TW2484	\$780	\$827	\$891	\$915	\$141	\$506	\$743			
24 x 96 x 29	TW2496	\$812	\$865	\$938	\$966	\$156	\$561	\$824			
30 x 42 x 29	TW3042	\$654	\$688	\$728	\$743	\$95	\$340	\$500			
30 x 48 x 29	TW3048	\$668	\$705	\$751	\$768	\$103	\$368	\$540			
30 x 60 x 29	TW3060	\$760	\$802	\$860	\$881	\$118	\$423	\$621			
30 x 72 x 29	TW3072	\$802	\$851	\$920	\$945	\$133	\$478	\$702			
30 x 84 x 29	TW3084	\$866	\$925	\$1005	\$1036	\$149	\$534	\$783			
30 x 96 x 29	TW3096	\$890	\$953	\$1045	\$1079	\$164	\$589	\$864			
36 x 42 x 29	TW3642	\$700	\$739	\$788	\$805	\$103	\$368	\$540			
36 x 48 x 29	TW3648	\$719	\$761	\$816	\$837	\$110	\$396	\$581			
36 x 60 x 29	TW3660	\$820	\$870	\$940	\$965	\$126	\$451	\$662			
36 x 72 x 29	TW3672	\$875	\$932	\$1015	\$1045	\$141	\$506	\$743			
36 x 84 x 29	TW3684	\$925	\$994	\$1091	\$1126	\$156	\$561	\$824			
36 x 96 x 29	TW3696	\$961	\$1036	\$1146	\$1187	\$172	\$616	\$905			
A	D	W	H	Model #	TFL	"A"	"B"	"C"	Grp. 2	Grp. 3	Grp. 4
20 x 22 x 42 x 29	TW2242-VC	\$677	\$717	\$753	\$767	\$48	\$156	\$250			
24 x 27 x 50 x 29	TW2750-VC	\$769	\$822	\$873	\$893	\$54	\$175	\$280			
30 x 34 x 61 x 29	TW3461-VC	\$935	\$1005	\$1082	\$1109	\$65	\$213	\$340			
36 x 41 x 73 x 29	TW4173-VC	\$1047	\$1134	\$1239	\$1277	\$77	\$250	\$400			



The Video Conferencing shape (-VC) can be used to create many configurations.

A few suggestions are shown. Note: Overall size of table (D x W) listed is nominal and may vary +/- 1/2".

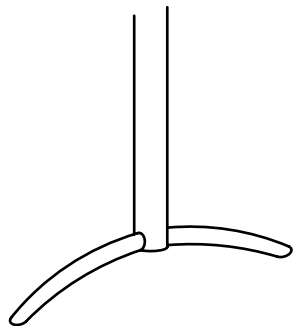
ADDITIONAL BASE OPTIONS:

See page 1-5 for detailed information:

1. Add \$72 list price per table for 2" black casters. Add code "CAST" to the end of the model number.
2. Add \$440 list price per table for a flip top table base. Add code "FL" to the end of the model number.
3. Add \$348 list price per table for folding table bases. Add code "FO" to the end of the model number.

WOODWARD SERIES

ARCHBASE TABLES



STANDARD FEATURES

Woodward Arched T-bases add a lifted look to tables.

- HPL tops are 1/4" thick, available in 41 standard Group A finishes, and hundreds of non-standard Group B and C finishes.
- TFL tops are 1"-thick and are available in 14 standard finishes.
- Flat, impact-resistant edgebanding is standard. Other edge options are available. See page 1-2.
- Bases have adjustable leveling glides.
- Metal bases available in (8) powdercoat finishes. Finish specifications on page 1-4.

Available:

- Wire management, see page 3-3.
- Power/Data, see page 2-1 through 2-5.
- Modesty panels, see page 3-1 and 3-2.
- Additional base options, see below.

DIMENSIONS

STARTING PRICE
Edge Style #10 Standard
Refer to page 1-2 for Edge Profiles

Top Edge Detail Upgrades
Add Cost to Starting Prices for these
Edge Profiles.

Size	Model #	TFL	"A"	"B"	"C"	Top Edge Detail Upgrades		
						Grp. 2	Grp. 3	Grp. 4
HALF ROUND TOP								
18 x 36 x 29	TWHR1836	\$563	\$585	\$606	\$614	\$79	\$265	\$412
20 x 40 x 29	TWHR2040	\$601	\$630	\$655	\$665	\$88	\$293	\$457
24 x 48 x 29	TWHR2448	\$647	\$681	\$718	\$731	\$105	\$351	\$547
30 x 60 x 29	TWHR3060	\$763	\$812	\$870	\$891	\$131	\$438	\$682
36 x 72 x 29	TWHR3672	\$953	\$1016	\$1095	\$1124	\$157	\$231	\$817
CRESCENT TOP								
18 x 48 x 29	TWCR1848	\$875	\$941	\$1011	\$1036	\$148	\$492	\$770
18 x 60 x 29	TWCR1860	\$991	\$1076	\$1168	\$1202	\$184	\$611	\$959
24 x 48 x 29	TWCR2448	\$941	\$1016	\$1099	\$1129	\$155	\$520	\$810
24 x 60 x 29	TWCR2460	\$1061	\$1156	\$1267	\$1307	\$192	\$638	\$999
30 x 48 x 29	TWCR3048	\$986	\$1066	\$1162	\$1198	\$163	\$548	\$851
30 x 60 x 29	TWCR3060	\$1150	\$1259	\$1406	\$1461	\$207	\$693	\$1080
TRAPEZOID TOP								
24 x 48 x 29	TWTR2448	\$648	\$683	\$719	\$732	\$119	\$340	\$500
24 x 60 x 29	TWTR2460	\$698	\$739	\$785	\$802	\$138	\$396	\$581
24 x 72 x 29	TWTR2472	\$801	\$851	\$906	\$927	\$157	\$451	\$662
30 x 48 x 29	TWTR3048	\$710	\$752	\$798	\$815	\$128	\$368	\$540
30 x 60 x 29	TWTR3060	\$760	\$810	\$868	\$889	\$147	\$423	\$621
30 x 72 x 29	TWTR3072	\$854	\$912	\$982	\$1007	\$167	\$478	\$702
36 x 48 x 29	TWTR3648	\$761	\$810	\$865	\$886	\$138	\$396	\$581
36 x 60 x 29	TWTR3660	\$824	\$882	\$952	\$977	\$157	\$451	\$662
36 x 72 x 29	TWTR3672	\$932	\$999	\$1082	\$1112	\$176	\$506	\$743
QUARTER ROUND TOP								
24 x 24 x 29	TWQR2424	\$567	\$588	\$606	\$613	\$67	\$169	\$257
30 x 30 x 29	TWQR3030	\$635	\$664	\$693	\$704	\$84	\$212	\$321
36 x 36 x 29	TWQR3636	\$705	\$742	\$784	\$798	\$101	\$254	\$385

ADDITIONAL BASE OPTIONS:

See page 1-5 for detailed information:

1. Add \$72 list price per table for 2" black casters. Add code "CAST" to the end of the model number.
2. Add \$440 list price per table for a flip top table base. Add code "FL" to the end of the model number.
3. Add \$348 list price per table for folding table bases. Add code "FO" to the end of the model number.