

Wardrobe & Bookcases

Features:

- 1" thick TFL (thermally fused laminate) tops, 1" thick TFL shelves on bookcases, 3/4" TFL back panels, 3/4" cabinet construction.
- All exposed edges in a PVC free impact resistant ABS edgebanding. All TFL finishes have matching edgebanding.
- There are four styles of door and drawer pulls to choose from. Each pull is available in either black or brushed steel, providing a choice of 8 different pull options to accent the cabinet. See the inside back cover of the catalog for pull selections.
- Black drawers with full extension metal ball bearing drawer slides.
- Each drawer pedestal comes standard with a lock. A single lock will secure the bottom two drawers.
- File drawers accommodate standard letter width filing, letter size lateral filing or legal size lateral filing. File drawers are designed to accommodate standard hanging file folders only and should not be used for general utility use.
- 65" High wardrobes, towers and bookcases finish at the same height as a credenza with a 36" high hutch.
- 72" High wardrobes, towers and bookcases finish at the same height as a credenza with a 43" high hutch.
- All cabinets, towers and bookcases have adjustable glides for leveling purposes.
- Wardrobe cabinets, combination towers and end of run shelving are shipped assembled.
- Bookcases are shipped unassembled. All hardware necessary for assembly is included. Assembly is easy using simple hand tools.

Finishes:

- 10 Standard Flex TFL finishes.
- 10 Standard Flex ABS matching edgeband finishes.
- 8 Door and drawer pull options.
- See the inside back cover of this price guide for finish options.
- See page 11-1 for details on two tone finishes.

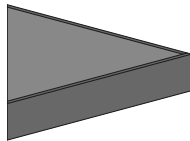
Building your model number:

FWSWAR2036	BC	PEB	
Model #	Finish	Pull Style	Options (if applicable)

To order please provide the following information:

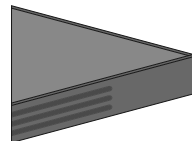
1. Model number.
2. Finish - See the inside back cover of the catalog for color selection.
3. Pull style - See the inside back cover of the catalog for pull selection.
4. Options - if applicable.

Standard Edge Treatment:



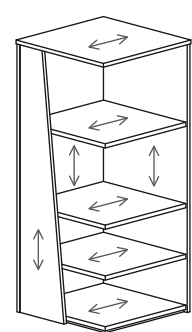
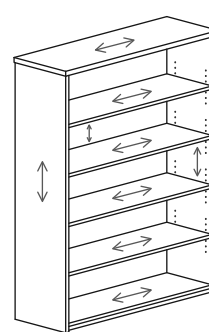
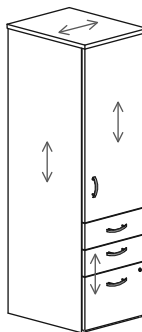
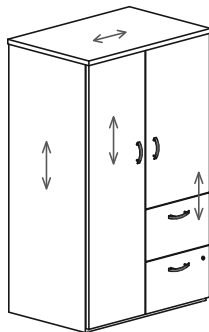
Standard Edge Trim

Optional Edge Treatment:

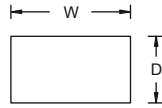


Three Groove Edge on top surface
List Price: \$45.00 per top
Model # P13G

Grain direction chart:



Wardrobe / Storage Cabinets



Size	Model #	List Price	Weight
20 x 18 x 65	FWSWARL2018	788.00	127
20 x 18 x 72	FWTWARL2018	843.00	135
24 x 18 x 65	FWSWARL2418	890.00	146
24 x 18 x 72	FWTWARL2418	948.00	156



Left Hand Shown

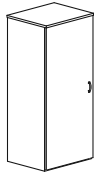
18" Wide wardrobe units have a full width coat rod and 4) adjustable shelves for either coat storage or shelf storage or a combination of both coat storage and shelf storage. Lock the door for \$90.00 list price per lock. Model # DLOCK.



Right Hand Shown

20 x 18 x 65	FWSWARR2018	788.00	127
20 x 18 x 72	FWTWARR2018	843.00	135
24 x 18 x 65	FWSWARR2418	890.00	146
24 x 18 x 72	FWTWARR2418	948.00	156


18" Wide wardrobe units have a full width coat rod and 4) adjustable shelves for either coat storage or shelf storage or a combination of both coat storage and shelf storage. Lock the door for \$90.00 list price per lock. Model # DLOCK.



Left Hand Shown

20 x 24 x 65	FWSWARL2024	1,063.00	188
20 x 24 x 72	FWTWARL2024	1,128.00	201
24 x 24 x 65	FWSWARL2424	1,185.00	217
24 x 24 x 72	FWTWARL2424	1,253.00	232

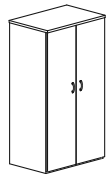
24" Wide wardrobe storage units have a 6" wide full height wardrobe section on the hinged side. The larger section has 4) adjustable shelves for storage. If a full width storage cabinet is required, the divider and coat rod is removed and replaced with full width shelves. Add "FWC" to the end of the model number. Lock the door for \$90.00 list price per lock. Model # DLOCK.



Right Hand Shown

20 x 24 x 65	FWSWARR2024	1,063.00	188
20 x 24 x 72	FWTWARR2024	1,128.00	201
24 x 24 x 65	FWSWARR2424	1,185.00	217
24 x 24 x 72	FWTWARR2424	1,253.00	232

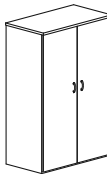
24" Wide wardrobe storage units have a 6" wide full height wardrobe section on the hinged side. The larger section has 4) adjustable shelves for storage. If a full width storage cabinet is required, the divider and coat rod is removed and replaced with full width shelves. Add "FWC" to the end of the model number. Lock the door for \$90.00 list price per lock. Model # DLOCK.



30 Wide

20 x 30 x 65	FWSWAR2030	1,290.00	218
20 x 30 x 72	FWTWAR2030	1,365.00	232
24 x 30 x 65	FWSWAR2430	1,453.00	250
24 x 30 x 72	FWTWAR2430	1,528.00	266

30" Wide wardrobe storage units are universal cabinets. Cabinets have a coat rod for one section and 4) adjustable shelves for the other section. Coat rod and adjustable shelves can be placed in either the left or right section of all 30" wide cabinets. Lock a door for \$90.00 list price per lock. Model # DLOCK. Note: Two locks are required for this unit.

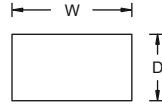


36 Wide

20 x 36 x 65	FWSWAR2036	1,415.00	246
20 x 36 x 72	FWTWAR2036	1,503.00	261
24 x 36 x 65	FWSWAR2436	1,605.00	282
24 x 36 x 72	FWTWAR2436	1,695.00	298

36" Wide wardrobe storage units are universal cabinets. Cabinets have a coat rod for one section and 4) adjustable shelves for the other section. Coat rod and adjustable shelves can be placed in either the left or right section of all 36" wide cabinets. Lock a door for \$90.00 list price per lock. Model # DLOCK. Note: Two locks are required for this unit.

Combination Towers with Box Box File



Left Hand Tower

Size D x W x H	Model #	List Price	Weight
20 x 16 x 65	FWSTBL2016	1,135.00	147
20 x 16 x 72	FWTTBL2016	1,178.00	155
24 x 16 x 65	FWSTBL2416	1,248.00	170
24 x 16 x 72	FWTTBL2416	1,293.00	179

Upper section for storage, Box Box File drawers with lock below.
Lock the door for \$90.00 list price per lock. Model # DLOCK.



Right Hand Tower

20 x 16 x 65	FWSTBR2016	1,135.00	147
20 x 16 x 72	FWTTBR2016	1,178.00	155
24 x 16 x 65	FWSTBR2416	1,248.00	170
24 x 16 x 72	FWTTBR2416	1,293.00	179

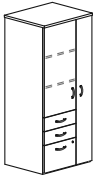
Upper section for storage, Box Box File drawers with lock below.
Lock the door for \$90.00 list price per lock. Model # DLOCK.



Left Hand Wardrobe Tower

20 x 24 x 65	FWSTDB2024	1,445.00	203
20 x 24 x 72	FWTTDB2024	1,513.00	215
24 x 24 x 65	FWSTDB2424	1,610.00	234
24 x 24 x 72	FWTTDB2424	1,680.00	248

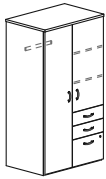
Long wardrobe section on left, upper section for storage on right with Box Box File drawers with lock below.
Lock a door for \$90.00 list price per lock. Model # DLOCK. Note: Two locks are required for this unit.



Right Hand Wardrobe Tower

20 x 24 x 65	FWSTBD2024	1,445.00	203
20 x 24 x 72	FWTTBD2024	1,513.00	215
24 x 24 x 65	FWSTBD2424	1,610.00	234
24 x 24 x 72	FWTTBD2424	1,680.00	248

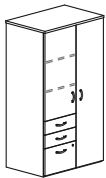
Long wardrobe section on right, upper section for storage on left with Box Box File drawers with lock below.
Lock a door for \$90.00 list price per lock. Model # DLOCK. Note: Two locks are required for this unit.



Left Hand Large Wardrobe Tower

20 x 30 x 65	FWSTDB2030	1,623.00	226
20 x 30 x 72	FWTTDB2030	1,698.00	239
24 x 30 x 65	FWSTDB2430	1,810.00	259
24 x 30 x 72	FWTTDB2430	1,888.00	279

Long wardrobe section on left, upper section for storage on right with Box Box File drawers with lock below.
Lock a door for \$90.00 list price per lock. Model # DLOCK. Note: Two locks are required for this unit.

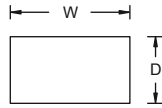


Right Hand Large Wardrobe Tower

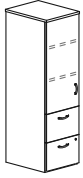
20 x 30 x 65	FWSTBD2030	1,623.00	226
20 x 30 x 72	FWTTBD2030	1,698.00	239
24 x 30 x 65	FWSTBD2430	1,810.00	259
24 x 30 x 72	FWTTBD2430	1,698.00	279

Long wardrobe section on right, upper section for storage on left with Box Box File drawers with lock below.
Lock a door for \$90.00 list price per lock. Model # DLOCK. Note: Two locks are required for this unit.

Combination Towers With File / File



Size	Model #	List Price	Weight
20 x 16 x 65	FWSTFL2016	1,135.00	146
20 x 16 x 72	FWTFL2016	1,178.00	155
24 x 16 x 65	FWSTFL2416	1,248.00	169
24 x 16 x 72	FWTFL2416	1,293.00	179



Left Hand Tower

*Upper section for storage with locking file drawers below.
Lock the door for \$90.00 list price per lock. Model # DLOCK.*



Right Hand Tower

20 x 16 x 65	FWSTFR2016	1,135.00	146
20 x 16 x 72	FWTFR2016	1,178.00	155
24 x 16 x 65	FWSTFR2416	1,248.00	169
24 x 16 x 72	FWTFR2416	1,293.00	179

*Upper section for storage with locking file drawers below.
Lock the door for \$90.00 list price per lock. Model # DLOCK.*



Left Hand Wardrobe Tower

20 x 24 x 65	FWSTDF2024	1,445.00	202
20 x 24 x 72	FWTDF2024	1,513.00	215
24 x 24 x 65	FWSTDF2424	1,610.00	234
24 x 24 x 72	FWTDF2424	1,680.00	248

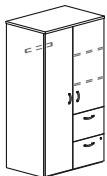
*Long wardrobe section on left, upper section for storage on right with locking file drawers below.
Lock a door for \$90.00 list price per lock. Model # DLOCK. Note: Two locks are required for this unit.*



Right Hand Wardrobe Tower

20 x 24 x 65	FWSTFD2024	1,445.00	202
20 x 24 x 72	FWTFD2024	1,513.00	215
24 x 24 x 65	FWSTFD2424	1,610.00	234
24 x 24 x 72	FWTFD2424	1,680.00	248


*Long wardrobe section on right, upper section for storage on left with locking file drawers below.
Lock a door for \$90.00 list price per lock. Model # DLOCK. Note: Two locks are required for this unit.*



Left Hand Large
Wardrobe Tower

20 x 30 x 65	FWSTDF2030	1,623.00	226
20 x 30 x 72	FWTDF2030	1,698.00	239
24 x 30 x 65	FWSTDF2430	1,810.00	259
24 x 30 x 72	FWTDF2430	1,888.00	279

*Long wardrobe section on left, upper section for storage on right with locking file drawers below.
Lock a door for \$90.00 list price per lock. Model # DLOCK. Note: Two locks are required for this unit.*



Right Hand Large
Wardrobe Tower

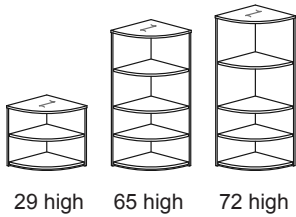
20 x 30 x 65	FWSTFD2030	1,623.00	226
20 x 30 x 72	FWTFD2030	1,698.00	239
24 x 30 x 65	FWSTFD2430	1,810.00	259
24 x 30 x 72	FWTFD2430	1,888.00	279

*Long wardrobe section on right, upper section for storage on left with locking file drawers below.
Lock a door for \$90.00 list price per lock. Model # DLOCK. Note: Two locks are required for this unit.*

End Of Run Shelving

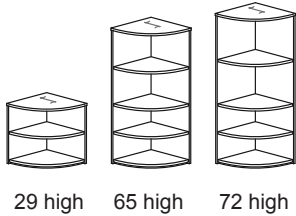


Quarter Round Shelving



Size D x W x H	Model #	List Price	Weight
Left Hand Quarter Round End Units:			
18 x 18 x 29	FWBQL1829	453.00	52
20 x 20 x 29	FWBQL2029	483.00	61
20 x 20 x 65	FWBQL2065	745.00	110
20 x 20 x 72	FWBQL2072	830.00	116
24 x 24 x 29	FWBQL2429	535.00	81
24 x 24 x 65	FWBQL2465	550.00	143
24 x 24 x 72	FWBQL2472	893.00	151

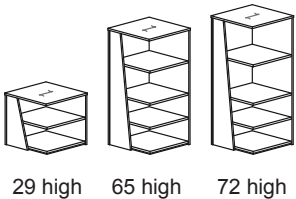
All shelves are fixed.



Right Hand Quarter Round End Units:			
18 x 18 x 29	FWBQR1829	453.00	52
20 x 20 x 29	FWBQR2029	483.00	61
20 x 20 x 65	FWBQR2065	745.00	110
20 x 20 x 72	FWBQR2072	830.00	116
24 x 24 x 29	FWBQR2429	535.00	81
24 x 24 x 65	FWBQR2465	550.00	143
24 x 24 x 72	FWBQR2472	893.00	151

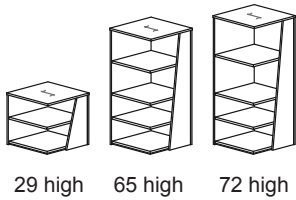
All shelves are fixed.

Square End Shelving



Left Hand End Of Run Bookcase:			
18 x 18 x 29	FWBEL1829	383.00	57
20 x 20 x 29	FWBEL2029	410.00	66
20 x 20 x 65	FWBEL2065	598.00	120
20 x 20 x 72	FWBEL2072	645.00	127
24 x 24 x 29	FWBEL2429	463.00	89
24 x 24 x 65	FWBEL2465	670.00	157
24 x 24 x 72	FWBEL2472	728.00	166

All shelves are fixed.



Right Hand End Of Run Bookcase:			
18 x 18 x 29	FWBER1829	383.00	57
20 x 20 x 29	FWBER2029	410.00	66
20 x 20 x 65	FWBER2065	598.00	120
20 x 20 x 72	FWBER2072	645.00	127
24 x 24 x 29	FWBER2429	463.00	89
24 x 24 x 65	FWBER2465	670.00	157
24 x 24 x 72	FWBER2472	728.00	166

All shelves are fixed.

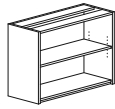
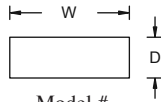
Features:

- End of run shelving units cap off lateral files, storage cabinets, combination hutch and credenzas.
- It is recommended that 65" high and 72" high shelving units be secured to adjacent casegoods or the wall.

Optional Edge Treatment:

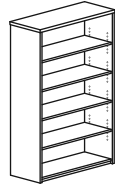
- Select the Three Groove Edge for \$45.00 list price per top. Specify P13G at the end of the model number.

Bookcases

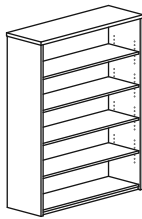


Size D x W x H	Model #	List Price	Weight
12 x 30 x 27-3/4	FWOBK30	315.00	46
12 x 36 x 27-3/4	FWOBK36	345.00	51

NOTE: FWOBK bookcase tops are open. They are intended to sit below a worksurface.



12 x 30 x 29	FWBK3029	358.00	48
12 x 30 x 42	FWBK3042	450.00	66
12 x 30 x 48	FWBK3048	498.00	78
12 x 30 x 65	FWBK3065	578.00	99
12 x 30 x 72	FWBK3072	635.00	105
12 x 30 x 84	FWBK3084	758.00	122
Extra shelf for a 30" bookcase	FES30	80.00	7

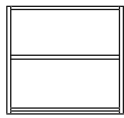


12 x 36 x 29	FWBK3629	383.00	54
12 x 36 x 42	FWBK3642	483.00	74
12 x 36 x 48	FWBK3648	538.00	87
12 x 36 x 65	FWBK3665	623.00	111
12 x 36 x 72	FWBK3672	688.00	117
12 x 36 x 84	FWBK3684	820.00	136
Extra shelf for a 36" bookcase	FES36	90.00	8

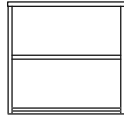
Top and bottoms are fixed. Intermediate shelves are adjustable.



FYI; Bookcases have 11-1/4" deep interior clearance
1" construction




27-3/4" high
Undercounter style bookcase




29" high
Actual finished height is 28-3/4



42" high
Compatible with 3 Drawer Lateral Files




48" high



65" high
Compatible with a 36" high hutch on a credenza



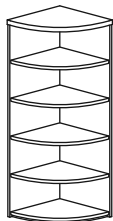
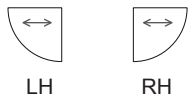
72" high
Compatible with a 43" high hutch on a credenza



84" high
Bookcase has 4) adj. shelves & 1) fixed shelf

For safety purposes; All bookcases should be anchored to the wall.

Corner Bookcase



Size D x W x H	Model #	List Price	Weight
Left Hand Corner Bookcases			
12 x 12 x 29	FWBQL1229	318.00	30
12 x 12 x 42	FWBQL1242	438.00	42
12 x 12 x 48	FWBQL1248	478.00	49
12 x 12 x 65	FWBQL1265	563.00	64
12 x 12 x 72	FWBQL1272	600.00	69
12 x 12 x 84	FWBQL1284	698.00	80
Right Hand Corner Bookcases			
12 x 12 x 29	FWBQR1229	318.00	30
12 x 12 x 42	FWBQR1242	438.00	42
12 x 12 x 48	FWBQR1248	478.00	49
12 x 12 x 65	FWBQR1265	563.00	64
12 x 12 x 72	FWBQR1272	600.00	69
12 x 12 x 84	FWBQR1284	698.00	80

Same number of shelves and spacing as straight bookcases. All shelves are fixed.

Right Hand Corner Bookcases

12 x 12 x 29	FWBQR1229	318.00	30
12 x 12 x 42	FWBQR1242	438.00	42
12 x 12 x 48	FWBQR1248	478.00	49
12 x 12 x 65	FWBQR1265	563.00	64
12 x 12 x 72	FWBQR1272	600.00	69
12 x 12 x 84	FWBQR1284	698.00	80

Same number of shelves and spacing as straight bookcases. All shelves are fixed.

- Features:**
- Quarter round corner bookcases are a great way to finish off a run of bookcases.
 - Both corner bookcases and straight bookcases should be secured to adjacent units or to the wall.
 - Corner bookcases are not intended for stand alone use.

Bright Idea; Select the Three Groove Edge for \$45.00 list price per top. Specify P13G at the end of the model number.