

METAL LEG SERIES | OCCASIONAL



HPL TOPS & BASE | 44 standard HPL finishes

EDGES | matching & coordinating finishes in the following options:

ABS 1: PVC-free impact resistant flat edge (**S**)

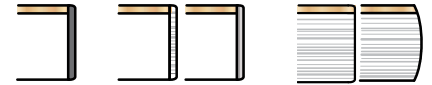
ABS 2: "Multiply Look" flat edge (**M**) or Silver Metallic flat edge (**SM**)


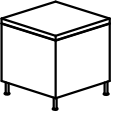
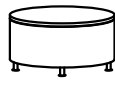
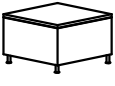
MULTIPLY WOOD 1: Flat eased edge (**MWE**) or Convex edge (**MWC**)

- Refer to edge code, above in (), when pricing below -

Standard Features:

- Decorative metal legs. Three styles available, see below.
- Power/Data options available, consult factory.
- Solid Surface Top option available, consult factory.



SIZE	BASE INFO #, Style	MODEL #	ABS 1 S	ABS 2 M or SM	Multiply Wood 1 MWE or MWC
END TABLES 22" HIGH					
ROUND					
	18" Dia. x 22	(4) Decorative Metal Legs	\$995	\$1,033	\$1,419
	24" Dia. x 22	(4) Decorative Metal Legs	\$1,210	\$1,261	\$1,775
SQUARE					
	18 x 18 x 22	(4) Decorative Metal Legs	\$919	\$968	\$1,399
	24 x 24 x 22	(4) Decorative Metal Legs	\$1,012	\$1,077	\$1,652
COFFEE TABLES 17" HIGH					
ROUND					
	36" Dia. x 17	(4) Decorative Metal Legs	\$1,281	\$1,358	\$2,129
	42" Dia. x 17	(4) Decorative Metal Legs	\$1,830	\$1,919	\$2,819
SQUARE					
	36 x 36 x 17	(4) Decorative Metal Legs	\$1,332	\$1,429	\$2,292
	48 x 48 x 17	(4) Decorative Metal Legs	\$1,621	\$1,751	\$2,901

Available Metal Leg Options:


- Select a leg style below, add the suffix L1, L2, or L3 to the model number.
Example: OTCMSE181822-L3 (shown in image, top of the page)
- All legs are approximately 4" - 6" high, +/- 1/2" depending on leg option.
- All leg options are the same price.



L1 - Round Post Contemporary Silver Aluminum Finish



L2 - Round Contemporary Silver Aluminum Finish



L3 - Square Contemporary Silver Aluminum Finish