

METAL LEG



Primeway

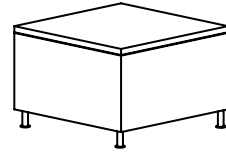
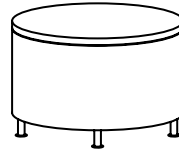
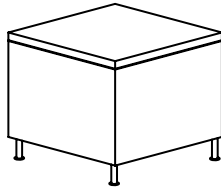
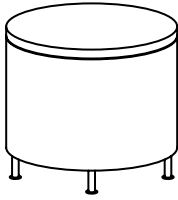


The straightforward look of a cube table with three unique metal leg options.

At Primeway, we create tables that enhance your working environment, whether it be in a classroom, an office, healthcare or maybe a relaxed in-between space.

MAKING YOUR WORKING ENVIRONMENT WORK

METAL LEG : OCCASIONAL TABLE



STANDARD TABLE FEATURES


- HPL top is 1¼"-thick and available in 41 standard Group A finishes as well as hundreds of non-standard Group B and C finishes.
- Top cap is the same finish as the body
- Sleek, 1/8" black reveal separates the top from the base.
- Three metal leg options
- Flat edgebanding style 10 is standard and impact resistant.

OPTIONAL TABLE FEATURES

- Solid surface top, consult factory.
- Power/Data
- Additional base options

PRIMEWAY STANDARD HPL FINISHES


Finishes on this color card are for reference only. Refer to actual finish sample to verify your selection. Refer to Finish Specifications for application availability




Frosty White



Antique White



Wallaby



Beige




Vapor Strandz




Astro Strandz




Cosmic Strandz



Brown Pearwood



Designer White




Fashion Grey



Dove Grey



Storm



Carbon EV




Beigewood



Natural Maple



Kensington Maple



Pepperdust




Shadow



Slate Grey




Black




Oiled Soapstone




Sunset




Wanderer




Wild Cherry



White Tigris



Evening Tigris




Silicon EV




Canyon Zephyr



White Nebula



River Cherry



Espresso Maple



Field Cherry



Misted Zephyr




Satin Stainless




Steel Mesh



Pewter Brush




Colombian Walnut



Florence Walnut



Skyline Walnut



Cafelle