

SLALOM-XL

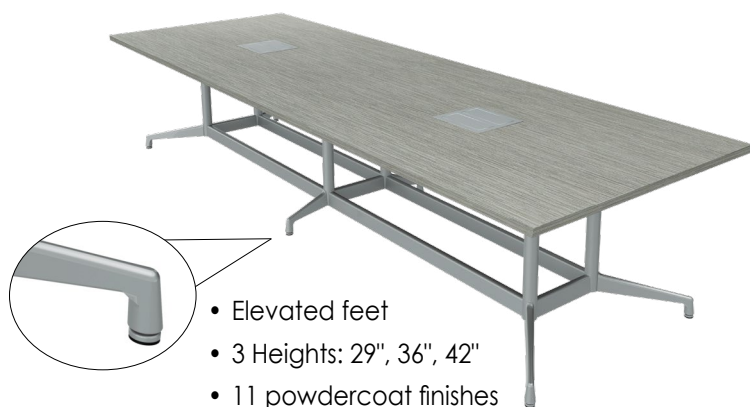


1 BASE STYLE | 3 HEIGHTS | 4 EDGE STYLES | 14 SHAPES | 44 HPL FINISHES | 600 SIZES & MORE

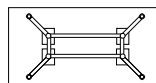


Slalom-XL table collection by Primeway embodies an aesthetic framework of elevated, double column Y-bases bridged by stretcher bars. Elongated & lifted feet promote an effortless heightened presence. For longer lengths, matching T-bases are incorporated for added support.

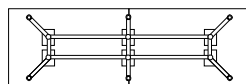
SLALOM-XL BASE | DOUBLE COLUMN, ELONGATED & ELEVATED Y-BASES WITH STRETCHER BARS, TABLES 120"+ INCLUDE MATCHING T-BASES



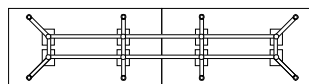
- Elevated feet
- 3 Heights: 29", 36", 42"
- 11 powdercoat finishes
- Leveling glides included



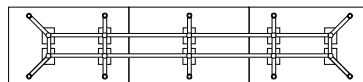
BASE: (2) Y
LENGTHS: up to 108"
TOP: 1 piece



BASE: (2) Y, (1) T
LENGTHS: 120" & 144"
TOP: 2 pieces



BASE: (2) Y, (2) T
LENGTHS: 156", 168" & 180"
TOP: 2 pieces



BASE: (2) Y, (3) T
LENGTHS: 192" - 240"
TOP: 3 pieces

IMAGE ABOVE (and all others shown):
Rectangle two piece top, (2) Y-bases (1) T-base, (2) optional PPD30 power data units.

44 STANDARD HPL FINISHES | 10 SOLIDS, 14 PATTERNS & 20 WOOD GRAINS

- HPL Finish Swatches
- Matching & Coordinating Edge Banding
- Non-Standard Finishes

visit our website <https://primewayinc.com/resources/> "Finishes" section to view/download all specification info

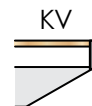
14 SHAPES |

RECTANGLE, RACETRACK, WEDGE, BOAT, BULLET, SOFT WEDGE, SOFT PENTAGON, BOAT-R, DIAMOND, BOW END, MEDIA PEAR, MEDIA WEDGE, MEDIA SHARE, OVAL




4 EDGE STYLES | MATCHING & COORDINATING FINISHES

ABS 1: PVC-free impact resistant flat edge (**S**)



ABS 2: "Multiply Look" flat edge (**M**)
Silver Metallic flat edge (**SM**)

ABS 3: Knife, 1/2" Flat edge-
with painted bevel (**KV**)



Accessories | POWER DATA OPTIONS, FOOT EXTENSIONS, UNDERMOUNT HOOKS, ROUND GROMMET, WIRE MANAGEMENT

