



Work Zone | Price Guide 2023



Casegoods | Sit-To-Stand





Terms & Conditions	2
Accessories	4
Power / Data Solutions	5
Finish Specifications	8
Shipping Specifications	9

WORKZONE

Casegoods | Sit-To-Stand

REFlex Casegoods.....	10
Raise Series.....	77



CONTACT INFORMATION:

Primeway Inc.
4250 Normandy Court
Royal Oak, MI 48073

Phone: 248-583-6922
E-mail: customerservice@primewayinc.com
Website: www.primewayinc.com

AUTHORIZATION OF USE:

This catalog is intended for the exclusive use by members of the furniture dealer, architect, and design trades. It is not intended for private use by other than members of the trade such as end users. *Primeway* reserves the right to distribute this catalog to those members of the trade whom they feel conduct themselves and promote *Primeway* products with the highest regard for ethics and professionalism. Distribution of this price guide does not itself constitute an offer to sell.

Use of this catalog represents agreement to the terms and conditions stated herein.

PRICING:

All catalog prices reflect the "List Price" (suggested retail) for shipments within designated areas of the continental United States. Authorized dealers may check with the factory for their assigned discount structure. Prices are subject to change without notice. Pricing on orders are accepted at the prevailing prices in effect at the time the order is placed with the factory assuming ship date is within 90 days of order placement. All prices are stated in U.S. Dollars. Orders can only be placed by authorized *Primeway* Dealers. Additional energy surcharges may apply.

TAXES:

Prices that are listed in this book are exclusive of any sales, use, excise tax or other taxes. It is the dealer/purchaser's responsibility to collect taxes applicable to the sale of these goods to the end user. A dealer's tax exemption certificate is required to be on file at *Primeway* prior to order placement.

QUOTATIONS:

Quotations will typically reflect the Dealer's Net pricing. It is the client's responsibility to review the quote thoroughly to verify that all details as well as pricing is clear before quoting their customer. Pricing is F.O.B. *Primeway* dock in Madison Heights, Michigan, USA. Reference the "Zone Shipping Map" for information regarding freight zone charges. Specify any special shipping requirements when requesting quotations. Additional charges may apply.

ORDER PLACEMENT:

Orders may be submitted via fax, e-mail or regular mail. Verbal orders will not be accepted. Orders will be accepted subject to the client's credit status at the time of ordering. Acceptance of orders by *Primeway, Inc.* is strictly based upon the terms and conditions stated herein and supersede any conditions noted on client's order. To insure prompt delivery, all orders must satisfy the following criteria:

- Supply a valid purchase order with the P.O. number on each page.
- Current billing address.
- All applicable shipping information.
- Special shipping instructions, if any.
- Supply the complete model number which will include:
 - Primary model number
 - Edge style code
 - Worksurface finish code
 - Worksurface edge finish code
 - Base color finish code
 - Any applicable option codes

Large volume orders may require a deposit to begin production.

CANCELLATIONS:

All products are made to order. Cancellations or changes to the order will only be accepted prior to entering production. Should a cancellation or change occur, the client will be responsible for any and all costs incurred by the factory as a result of the cancellation or change in the order. No cancellations or changes will be accepted once the order has entered production.

ACKNOWLEDGMENTS / LEAD-TIMES:

Upon receipt of an order with all necessary information, it is the policy of *Primeway* to provide a written "Acknowledgment". The acknowledgment will reflect the estimated completion date, the correct Net Pricing and could also reflect additional charges that may apply such as shipping or crating costs. It is the responsibility of the client to review the acknowledgment immediately upon receipt for any discrepancies that may occur and notify the factory at once. When calling the factory regarding an order, please refer to the acknowledgment number assigned to your order. *Primeway* will always make every effort to adhere to requested lead-times and to comply with lead-times assigned to acknowledged orders. However, the lead-time assigned to your order is an estimate only and cannot be considered a guaranteed delivery date or terms of agreement. Delays in shipment do not constitute a valid reason for cancellation or an extension of terms upon shipment. *Primeway* is not liable for costs incurred by their clients or the end user caused by delays in delivery or failure to deliver which may result from circumstances beyond our reasonable control.

SHIPPING / ROUTING:

Unless specific shipping and/or routing requests are made by the client at time of order placement, *Primeway* will use its best judgment in selecting carriers and routes in an attempt to provide the best/most economical method of shipment. *Primeway* is not responsible for delays in transit or damages incurred by the carrier. Pricing includes all applicable packaging / crating suitable for shipment. *Primeway* reserves the right to package finished goods in a manner that best suits the shipping conditions. Shipment of orders are to a single location and ship complete. Split orders by the customer will result in additional charges.

See Shipping Map for freight charges.

PACKAGING / ASSEMBLY:

Primeway, Inc. has the utmost concern for the health and safety of your delivery and installation team. Large, heavy products can be dangerous to move long distances. Some products ship assembled and some may require minor assembly due to the overall size of finished goods. Consult the factory for details on shipping methods. It is recommended that items shipped unassembled be assembled at their final destination to avoid injury to a worker or damage to the product.

Primeway is environmentally responsible. Our packaging methods have been designed to minimize waste and reduce installation time. Most products are packaged using materials made with high recycled content. Packaging consists of shrink wrap and cardboard protectors and is palletized when applicable.

CLAIMS / SHORTAGE:

Please take time to check merchandise immediately upon receiving, for any visual or concealed defects.

It is the responsibility of the client, not necessarily the consignee, to notify the factory in writing within 48 hours of receipt of the merchandise of any factory defects, shortages or errors that may have occurred.

It is the responsibility of the consignee, by law, to examine the merchandise upon receipt, note damages on the carrier's bill of lading and file damage claims. In the event of damage, all parts, pieces and crating / packaging materials should be retained until the proper inspections have been made. *Primeway, Inc.* is not responsible for merchandise once it is received in good condition by the carrier.

Clients desiring a drop shipment to other than their normal receiving location should consult the factory for details and possible charges which may result. When drop shipments are necessary, the client should make arrangements with the consignee to properly receive the goods and forward them to their final destination. These arrangements can usually be made with a transfer agent or network dealer in the destination area.

SPECIAL HANDLING:

Charges for the expediting of shipments will not be incurred by *Primeway*. Should shipments be delayed by the client, *Primeway* reserves the right to place the merchandise in storage at the client's expense and will not be held liable for these goods. Payment terms will begin upon notice to the client that the merchandise is ready for delivery or pick up.

RETURNS:

No returned merchandise will be accepted without prior written authorization from the factory. An RGA (Returned Goods Authorization) form will be provided. All products are made to order, therefore, no allowances will be extended for merchandise returned for restocking. Restocking charges may apply. No freight collect shipments will be accepted.

PAYMENT TERMS:

All new clients of *Primeway, Inc.* will be required to provide a completed *Primeway* credit application as well as a tax exemption certificate where applicable. Those in good credit standing will be placed on an open account basis with terms of 1% 10 days / Net 30. These terms will be strictly enforced. Accounts not paying within the assigned terms will be placed in delinquent status and all orders will be held until matters can be rectified. *Primeway* reserves the right to change or cancel assigned terms and credit at any time. All new accounts may be required to provide a 50% deposit or Pro-Forma payment prior to order processing. A client inactive for six months or more may be required to provide current credit information and/or payment along with placement of an order. Use of this catalog represents agreement that *Primeway* has the right to enforce a late fee of 1.5% per month (18% per year) on invoices unpaid beyond 30 days from invoice date.

Products sold by *Primeway, Inc.* shall remain the personal property of *Primeway, Inc.* until paid in full.



GENERAL SPECIFICATIONS:

Primeway makes every attempt to adhere as closely as possible to sizes and specifications noted herein. However, all sizes shall be considered nominal with a plus or minus factor of 1/2".

Primeway, Inc. reserves the right to discontinue catalog items or any other goods and services without prior notice. In a continuing effort to improve the quality of our products, it is the unconditional right of Primeway, Inc. to make changes in construction methods and/or materials without prior notice. Specifications on the product listed within this catalog represents the size, style, methods and material in use at the time of catalog publication.

GENERAL CARE AND MAINTENANCE:

Laminate surfaces are highly durable. However, care should be taken to ensure years of dependable service. Objects placed on laminate surfaces should have felt or cork pads on the bottom to avoid scratches. For care and maintenance of laminated surfaces, refer to the guidelines below.

- Clean all surfaces frequently with a mild soap solution and a soft cloth moving the cloth in the direction of the grain. Follow up with a dry soft cloth.
- Avoid over exposing the furniture to direct sunlight. Sun-rays may cause excessive heat build up on dark laminate surfaces.

LIMITED LIFETIME WARRANTY:

The factory warrants its merchandise to be free of defects in materials and workmanship for the life of the product from the date of the original invoice and to the original customer, assuming normal use and care of the product. Normal use means by one individual (single shift) in a standard 40 hour work week. Defects such as scratches, cracks or chips will be repaired or replaced at no cost only if the factory is notified of these defects within 48 hours of receipt of delivery from the factory.

Warranty Exceptions:

TFL (Thermally Fused Laminate) finishes: 25 Year Warranty
HPL (High Pressure Laminate) finishes: 10 Year Warranty
Metal Bases: 5 Year Limited Warranty
Power/Data, Lighting and other Electrical Components: 1 Year Warranty

WARRANTY EXCLUSIONS:

Warranty does not apply to light bulbs, ballasts or Customers Own Materials (C.O.M). Warranty does not include the matching of grain, texture or dye lots on warranty replacement parts to the original components. All furniture is subject to environmental conditions. In particular, sustained relative humidity lower than 60% may cause products or finishes to begin cracking and may cause doors or independent panels to bow. Warranty does not apply to products subjected to extreme cold or hot and conditions of excessively high or low humidity. Warranty does not apply to normal wear and tear, damage caused by misuse, accidents, negligence or abuse, products incorrectly assembled or installed.

Warranty is void if the product is modified or altered in any way by other than Primeway, Inc. Prolonged exposure to direct sunlight or intense heat such as a radiator may reactivate glue and cause delamination or alter the color of finishes. Warranty does not apply to colorfastness. Absorption of standing water may cause swelling to the substrate and will void the warranty. Primeway is unable to accept responsibilities for these and other environmental conditions. This merchandise is specifically designed and intended for interior use. Warranty does not apply to products used for rental purposed. Warranty applies to goods sold and used within the United States of America.

WARRANTY CLAIMS:

Should a potential warranty situation occur, please contact Primeway with the original acknowledgment number, purchase order number, date of purchase, and product description. Primeway will forward a claim form to you for additional information. This form will need to be filled out entirely and returned to the factory as soon as possible. The warranty claim will be evaluated immediately and may necessitate a review of the product by a factory representative to determine the validity of the claim and the appropriate course of action. In the event of a warranty claim, the sole obligation of Primeway, Inc. to its client in warranting products will be to the extent of repair or replacement at Primeway's option. The warranty applies to those products which prove to be defective during the warranty period, under normal usage and for the purpose intended. Negligence, abuse, alterations, misuse or damage by accident shall void this warranty.

There are no implied warranties of merchantability or fitness of a particular purpose made by Primeway, Inc. in connection with the sale or use of any goods produced by Primeway, Inc. The warranty provisions listed herein are expressly in lieu of any other warranties, expressed or implied by fact or by statute and all other remedies for damages arising from the sale or use of any merchandise.

Charges incurred by the customer for the repair of goods manufactured by Primeway will not be accepted for reimbursement by Primeway. Back charges to the factory will not be accepted without prior written consent from the factory via a Primeway credit memo to the client's account. Primeway reserves the right, at its own discretion, to return the merchandise to the factory for warranty repair to avoid costly field service.

Primeway will only be responsible for the shipping costs incurred on warranty repairs to and from the factory and the original shipping point as noted on the factory shipper or bill of lading. Primeway will attempt to make the warranty repair within seven working days from receipt of goods at the factory and is contingent upon the extensiveness of service required.

ENVIRONMENTALLY RESPONSIBLE:

Primeway is committed to supporting sustainability and the protection of our environment. Our families, employees and customers are very important to us, as well as the general public and future generations. We look to use materials in our products with consideration for their environmental impact and search to discover product innovations that will support cost and performance objectives. These processes will help reduce pollution and waste throughout the life cycle of the product.

Much of our products are produced with recycled post-industrial materials. Primeway is committed to providing products that will improve indoor air quality.

Our products are built to last, creating a long life cycle of use and are produced in a modular fashion where ever possible. This allows disassembly for easier maintenance, repair, and reconfiguration for extended life. This also allows for recovery and reuse of components or materials.

We maintain a program to sort and recycle materials such as paper, plastics, glass, steel and aluminum as well as the use of recycled packaging materials to help in our effort to reduce pollution and waste.

At Primeway we acknowledge the importance of a clean, healthy environment and have a social responsibility to support our community, operate in an ethical manner and continually work towards more sustainable products and workplace solutions.

ACCESSORIES



Model#	Accessory Option	List Price
RWG	Rectangular Grommet	\$25
TFG	Round Grommet	\$25
AWM12	Wire Management Channel 12"	\$42
AWM16	Wire Management Channel 16"	\$48
AWM24	Wire Management Channel 24"	\$66
AWM42	Wire Management Channel 42"	\$89
AWM54	Wire Management Channel 54"	\$118
AWM66	Wire Management Channel 66"	\$144
CGWM	Cable Grip Wire Management	\$18
CMT	Cable Management Tray	\$260
MWM-B	Magnetic Wire Management, Black	\$68
MWM-S	Magnetic Wire Management, Silver	\$68
WMH	Wire Management Holes	\$75
UBH	Undermount Bag/Coat Hook	\$35
CAST-SW	(4) Soft Wheel, 2" Black Casters (for hard floors)	\$125
CAST-HW	(4) Hard Wheel, 2" Black Casters (for carpeted floors)	\$90



- 3 1/2" L x 2 1/8" W Rectangle, Black Plastic
- 2 Piece Removable Top with Center Hole
- Requires a 3/4" x 1 1/8" hole

Factory cut hole to specified location, can also be field installed by other.



- 3" Round, Black Plastic
- 1 Piece with Wire Access
- Requires a 2 1/8" Diameter Hole

- 1 9/16" W x 1 1/4" D, Black PVC
- 6 Length Options
- Attaches to the Underside of the Top with Double Sided Tape & 2 Screws- *provided*



- 3 1/2" L x 2 1/2" W x 1 1/4"D, Black Plastic
- Cord Snaps in Loops
- Attaches to the Underside of the Top with Screws- *provided*

- 15" L x 8" W x 4"D
- Metal, Black Winkle
- Attaches to the Underside of the Top with Screws- *provided*







- 17 3/4" L x 2" W x 1" D
- Repositionable on Leg Surface
- Black or Silver Metal



- 1 1/4" holes: 2 per leg
- Leg Location: Inside Top & Bottom



- 1-Hook, Screws & Pre-Drilled Holes
- Specify Location When Ordering
- Mounted 2" Back From Table Edge (unless specified otherwise)
- Black Metal

Model#	Accessory Option	List Price		
PPD5				<ul style="list-style-type: none">• Pop Up Lid- Open During Use, UL Listed• Available with<ul style="list-style-type: none">- 15 Amp Electrical Simplex Outlets- Blank Data Ports- 72" Cord
PPD5-B	2 Power, Black Powdercoat	\$329		
PPD5-S	2 Power, Silver Powdercoat	\$329		
PPD5P-B	1 Power, 1 Blank, Black Powdercoat	\$315		
PPD5P-S	1 Power, 1 Blank, Silver Powdercoat	\$315		
PPD10				<ul style="list-style-type: none">• Fluid One Touch Door- Open During Use, UL Listed• Voice/Data Adapter Kit for Customers Coupler & Jacks• Available with<ul style="list-style-type: none">- 15 Amp Electrical Simplex Outlets- Blank Data Ports- 72" Cord
PPD10-A	2 Power, 2 Blank, Silver Aluminum	\$465		
PPD10-B	2 Power, 2 Blank, Black	\$573		
PPD30				<ul style="list-style-type: none">• Double Sided, One Touch Doors- Open During Use, UL Listed• Voice/Data Adapter Kit for Customers Coupler & Jacks• Available with<ul style="list-style-type: none">- 15 Amp Electrical Simplex Outlets- Blank Data Ports- 120" Cord
PPD30-A	4 Power, 4 Blank, Silver Aluminum	\$900		
PPD30-B	4 Power, 4 Blank, Black	\$1,134		
PPD50				<ul style="list-style-type: none">• Flush with surface• Retractable Door Can Be Closed During Use, UL Listed• Voice/Data Adapter Kit for Customers Coupler & Jacks• Available with<ul style="list-style-type: none">- 15 Amp Waterproof Electrical Simplex Outlets- Blank Data Ports- 120" Cord
PPD50-A	3 Power, 3 Blank, Silver Aluminum	\$601		
PPD50-B	3 Power, 3 Blank, Black	\$742		


See Next Page for Data Options

See Next Page for Data Options

BRACKETS

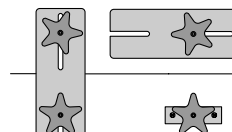
FPB Flate Plate Connecting Brackets

\$16



GANG Quick Connect Ganging Brackets

\$53



Model#	Accessory Option	List Price
PPD52		
PPD52-B	1 Power, 1 Dual USB A+C, Black Powdercoat	\$442
PPD52-S	1 Power, 1 Dual USB A+C, Silver Powdercoat	\$442
PPD70		
PPD70-B	2 Power, Black Powdercoat	\$246
PPD70-S	2 Power, Silver Powdercoat	\$246
PPD70P-B	1 Power, 1 Blank, Black Powdercoat	\$239
PPD70P-S	1 Power, 1 Blank, Silver Powdercoat	\$239
PPD70U-B	1 Power, 1 Dual USB, Black Powdercoat	\$311
PPD70U-S	1 Power, 1 Dual USB, Silver Powdercoat	\$311
PPD80		
PPD80P-W	2 Power, 2 Blank, White Gloss	\$312
PPD80P-B	2 Power, 2 Blank, Black Gloss	\$389
PPD80U-W	2 Power, 1 Blank, 1 Dual USB, White Gloss	\$403
PPD80U-B	2 Power, 1 Blank, 1 Dual USB, Black Gloss	\$478
PPD90		
PPD90P-W	2 Power, 2 Blank, White Gloss	\$347
PPD90P-B	2 Power, 2 Blank, Black Gloss	\$424
PPD90U-W	2 Power, 1 Blank, 1 Dual USB, White Gloss	\$437
PPD90U-B	2 Power, 1 Blank, 1 Dual USB, Black Gloss	\$513
PPD92		
PPD92-B	1 Power, 1 Dual USB A+C, Black Powdercoat	\$442
PPD92-S	1 Power, 1 Dual USB A+C, Silver Powdercoat with black outlets	\$442



- Pop Up Lid- Open During Use
- UL Listed, Available with:
 - 15 Amp Electrical Simplex Outlet
 - 1 USB A+C
 - 72" Cord



- Sits 1/4" Above Surface
- Available with:
 - 15 Amp Electrical Simplex Outlets
 - Dual USB
 - Blank Data Ports
 - 72" Cord



- Horizontal Mount on Top Edge, No Hole Needed
- Voice/Data Adapter Kit for Customers Coupler & Jacks
- UL listed, Available with:
 - 15 Amp Waterproof Electrical Simplex Outlets
 - Dual USB
 - Blank Data Ports
 - 72" Cord





- Semi-Flush Sits 1/4" Above Surface
- Voice/Data Adapter Kit for Customers Coupler & Jacks
- UL listed, Available with:
 - 15 Amp Waterproof Electrical Simplex Outlets
 - Dual USB
 - Blank Data Ports
 - 72" Cord




- Semi-Flush Sits 1/4" Above Surface
- UL Listed, Available with:
 - 1 Power Outlet
 - 1 USB A+C
 - Spill Proof Outlets
 - 72" Cord

Compatible Data		
Model#	Accessory Options For PPD Units: 5, 10, 30, 50, 52, 70, 80, 90, 92	List Price
VGA	VGA Connector	\$84
HDMI	HDMI Coupler	\$69
USB	USB 3.0	\$44
STR	3.5mm Stereo	\$17
RJC	RJ11 Voice Coupler	\$15
RJVC	RJ11 Voice Cord	\$12
RJ45Cat5E	Cat5E Panduit Jack & Network Cable, M/F 9'cord	\$61
USBAC	USB A+C	\$44

Model#	Accessory Option	List Price
PPD120		
PPD120-B	6 Power, 2 Telecom cutouts, 2-108" Cords, Black	\$2,257
PPD120-S	6 Power, 2 Telecom cutouts, 2-108" Cords, Silver	\$2,257
PPD120H-B	4 Power, 3 Telecom cutouts, 2-108" Cords, Black	\$2,257
PPD120H-S	4 Power, 3 Telecom cutouts, 2-108" Cords, Silver	\$2,257
PPD130		
PPD130P-B	2 Power, 2 Blank, 72" Cord, Black Powdercoat	\$417
PPD130P-S	2 Power, 2 Blank, 72" Cord, Silver Powdercoat	\$417
PPD130U-B	2 Power, Dual USB, 2 Blank, 72" Cord, Black Powdercoat	\$523
PPD130U-S	2 Power, Dual USB, 2 Blank, 72" Cord, Silver Powdercoat	\$523
PPD130P-BD	2 Power, 2 RJ45 Cat 6, 72" Cord, Black Powdercoat	\$532
PPD130P-SD	2 Power, 2 RJ45 Cat 6, 72" Cord, Silver Powdercoat	\$532
















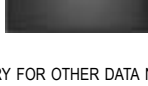


- Retractable Double Doors, Can Be Closed During Use
 - UL Listed, Available with
 - Power Outlets
 - Telecom Plate Cutouts
- (See Telecom Plate Options Below)



- Flip Lid, Flush with Surface, Mounts Under Top
- UL Listed, Available with:
 - Power Outlets
 - Dual USB
 - Blank Data Ports
 - RJ45 Cat 6 Data Ports

Compatible Telecom Plate Options ONLY for Model# PPD120

Code	Description	List Price	Code	Description	List Price
 TP-1	1) RJ11 Cat 3 Phone and 1) RJ45 Cat 6 Data	\$91	 TP-9	1) Mini-Stereo Inline & 1) 15 Pin HD VGA with Male/Male 72" Patchcord	\$161
 TP-2	2) RJ45 Cat 6 Connectors	\$121	 TP-10	Cordminder Plate with 2) 5/8" holes & 1) 7/8" hole	\$36
 TP-3	3) RJ45 Cat 6 Connectors	\$174	 TP-11	1) HDMI Female/Female with 36" patchcord, 1) Mini-Stereo & 1) 15 Pin HD VGA with Male/Male 72" Patchcord	\$284
 TP-4	4) RJ45 Cat 6 Connectors	\$231	 TP-12	3) RJ45 Cat 5E Data	\$175
 TP-5	1) RJ45 Cat 6 Data, 1) Mini-Stereo, & 1) 15 Pin HD VGA with Male/Male 72" Patchcord	\$207	 TP-13	1) RJ45 Cat 6 Inline & 1) RJ11 Cat 3 Phone Inline	\$91
 TP-6	2) RJ45 Cat 6 Data, 1) Mini-Stereo & 1) 15 Pin HD VGA with Male/Male 72" Patchcord	\$238	 TP-14	1) HDMI Female/Female with 36" Patchcord	\$139
 TP-7	1) RJ11 Cat 3 Phone & 1) RJ45 Cat 6 Data & 1) USB Patchcord	\$217	 TP-15	1) RJ11 Cat 3 Phone and 2) RJ45 Cat 6 Data	\$151
 TP-8	1) RJ45 Cat 6 Data	\$64	 TP-BLANK	Blank Telecom Plate	\$7

CONSULT FACTORY FOR OTHER DATA NEEDS

STANDARD FINISH SPECIFICATIONS (for all products except REflex Casegoods)



PRIMEWAY STANDARD FINISH OPTIONS | REFERENCE PRIMEWAY'S 2023 STANDARD COLOR CARD FOR SWATCHES ([PDF DOWNLOAD HERE](#))

SURFACES | 44 Standard HPL Solids, Patterns & Woodgrains (non-standard options below)

EDGES | Matching or Coordinating Finishes | Available in the following edge options:

ABS 1: PVC-free impact resistant flat edge band with each standard HPL.

ABS 2: Multi-Ply "Plywood Look" flat vinyl edge.

ABS 3: Knife profile, 1/2" flat edge with bevel painted in companion color.

METAL BASES | 11 Powdercoat finishes: black, black wrinkle, light gray, medium tone, putty, silver metallic, slate, soft white, (red, green & blue & others available- consult factory for details).

NON-STANDARD FINISH OPTIONS & CHARGES

WILSONART HPLs

5% Upcharge for Matte finish codes: -38, -60

10% Upcharge for Premium finish codes: -07, -18, -22, -78

15% Upcharge for Premium finish codes: -12, -16, -19, -21, -22, -28, -35, -45, -52, -55, -88

For all other Non-Standard Wilsonart finishes, consult factory for pricing.

FORMICA HPLs

10% Upcharge for matte finish code: -58

15% Upcharge for matte finish codes: -42, -43, -SP, -MC, -NT, -WR

For all other Non-Standard Formica finishes, consult factory for pricing.

PIONITE & NEVAMAR HPLs

15% Upcharge for Pionite matte finish codes: Textured, Suede

15% Upcharge for Nevamar matte finish codes: Textured, Suede

For all other Non-Standard Pionite or Nevamar finishes, consult factory for pricing.

SELF EDGE TOPS

Add 20% to the net price for square & rectangular tables.

Add 30% to the net price for all other table shapes.

SPECIAL HPL'S & OTHER FINISH TYPES | CONSULT FACTORY FOR SPECIAL PRICING & AVAILABILITY:

Dry Erase/Marker Surfaces

Chemical Resistant

ESD (ElectroStatic Dissipating)

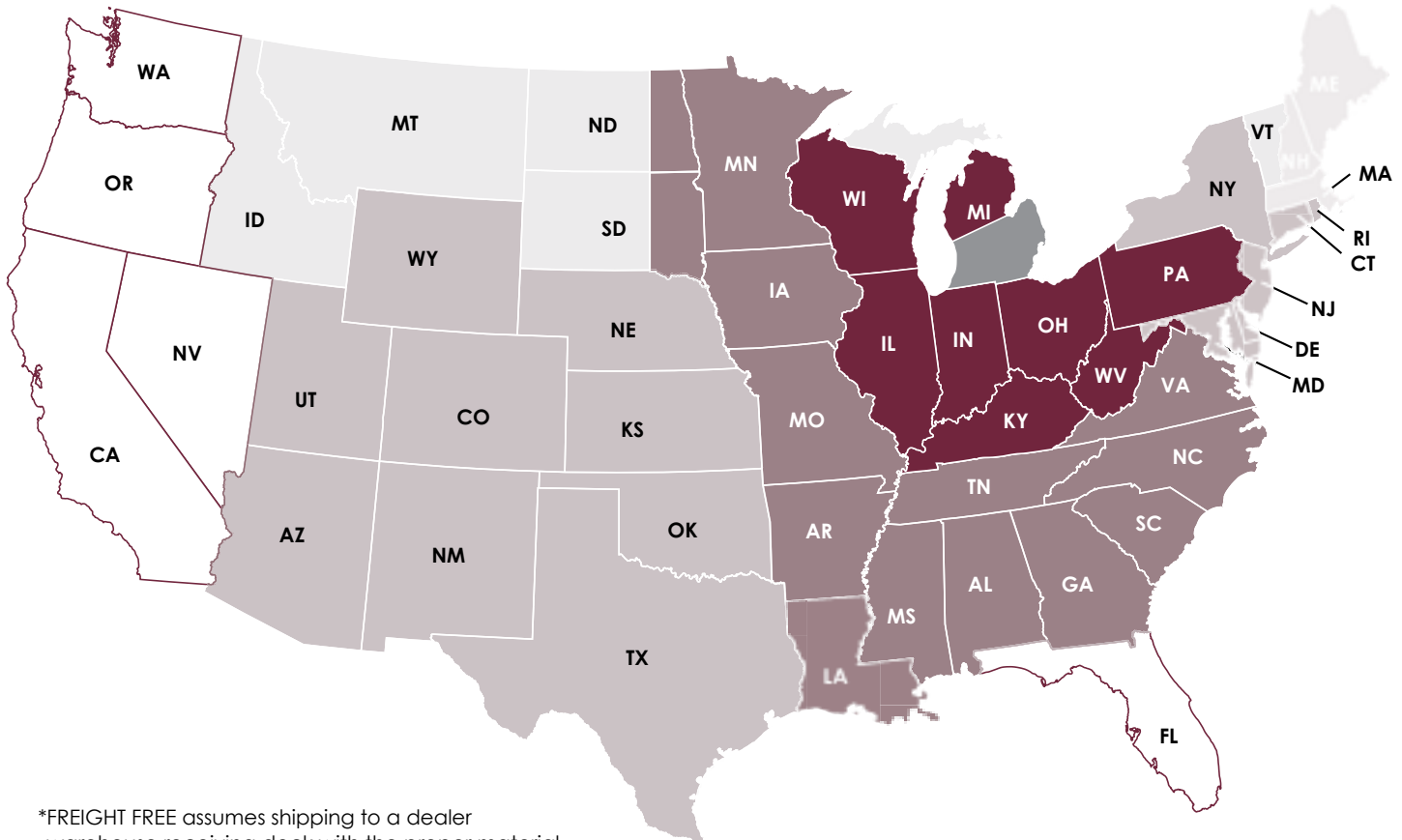
Fingerprint Resistant

High Wear

Special Formats (Imprinted Logos/Designs)

Solid Surfaces

Any HPL brands or finishes not listed above.



*FREIGHT FREE assumes shipping to a dealer warehouse receiving dock with the proper material handling equipment for dock height unloading during normal business hours.

Under \$1,500 Net	\$1,500-\$3,000 Net	\$3,001-\$5,000 Net	\$5,001-\$7,500 Net	Over \$7,500 Net
-------------------	---------------------	---------------------	---------------------	------------------

Zone A: Southeast & Southwest Michigan	\$150	\$125	* FREIGHT FREE		
Zone 1: Indiana, Illinois, Kentucky, Lower Michigan, Ohio, Pennsylvania, West Virginia, Wisconsin	\$175	\$150	\$125	* FREIGHT FREE	
Zone 2: Alabama, Arkansas, Georgia, Iowa, Louisiana, Minnesota, Missouri, Mississippi, North Carolina, Tennessee, South Carolina, Virginia *Eastern Borders of North Dakota, South Dakota	\$250	\$225	\$200	* FREIGHT FREE	
Zone 3: Arizona, Colorado, Connecticut, Delaware, Kansas, Maryland, New Mexico, Nebraska, New Jersey, New York, Oklahoma, Rhode Island, Texas, Utah, Wyoming	\$325	\$275	\$225	* FREIGHT FREE	
Zone 4: Idaho, Montana, Massachusetts, Michigan's Upper Peninsula, Maine, New Hampshire, North Dakota, South Dakota, Vermont	\$300	\$275	\$250	\$225	\$200
Zone 5: California, Nevada, Oregon, Washington, Florida, Alaska, Hawaii	FREIGHT MUST BE QUOTED, CALL FOR RATES: 248-583-6922				

- All freight is normal delivery to a receiving dock only.
- This freight map applies to Primeway's Standard Catalog items only.
- \$200 net surcharge will be applied to all tops 96" long or larger.
- No allowances have been made for deliveries to the end user, residential deliveries, lift gate requirements, after hours deliveries, or any other special applications. Additional expenses as a result of these needs will be the responsibility of the dealer and should be specified prior to order entry to determine applicable charges.



REFLEX CASEGOODS

- General Specifications 11
- Standard Finishes..... 12
- Grain Direction Chart 13
- Accessories 14
- Typicals 17
- Desks..... 22
- Returns, Bridges & Corner Tables 44
- Credenzas & Hutches 52
- Wardrobe & Bookcases 66
- Files & Storage 71

Features:

- 1-1/4" Thick HPL worksurfaces and end panels, where applicable. 3/4" TFL modesty panels, 3/4" pedestal construction and 3" diameter post legs on peninsula desks and run-offs, where applicable.
- All exposed edges in a PVC free impact resistant ABS edgebanding. All finishes have matching/coordinating edgebanding.
- Black vinyl clad drawers with full extension metal ball bearing drawer slides.
- Each drawer pedestal comes standard with a lock. A single lock will secure the bottom two drawers.
- One black pencil tray insert comes standard with each desk that has a box drawer.
- File drawers accommodate standard letter width filing, letter size lateral filing or legal size lateral filing. File drawers are designed to accommodate standard hanging file folders only and should not be used for general utility use.
- False pedestals are used on some desk applications where a standard drawer pedestal can not be used due to adjacent components. These false pedestals have a shelf which provides for additional storage area within the desk.
- All Desks, Returns, Credenzas and Storage Units, Wardrobe Cabinets, Towers, Bookcase, etc. have adjustable glides for leveling purposes. Finished height is 28-3/4" +/- including leveler.
- Quick braces for intermediate support of worksurfaces where applicable.
- Return backs, bridge back panels have a scallop grommet on center near the worksurface for routing wires.
- Returns and bridges have a back panel that is recessed 1-1/4" from the back edge of the worksurface. The length of a return back panel extends 2" beyond the worksurface on the desk side. The length of a bridge back panel extends 2" beyond the worksurface at both ends. This configuration allows the worksurfaces of a desk, return and credenza to be flush and aligned while the vertical supports overlap. Overlapping panels allow for a faster and cleaner installation, helping with difficult leveling issues caused by unfavorable field conditions. A return and bridge back panel can be removed to access the wall without disassembling the entire workstation.
- Credenzas with storage cabinets have a 3/4" thick adjustable shelf 14" deep to allow easy access to bottom shelf.
- Credenza back panels have a scallop grommet on center near the worksurface for routing wires.
- Overstorage doors do not get handles. The bottom edge of the doors act as its own handle accessible above the 2" valance located below the storage area.
- Fabric covered tack boards are secured in place using the supplied velcro and 2 support clips.
- Hutches are secured into place using a double sided foam tape.
- 65" High wardrobes, towers and bookcases finish at the same height as a credenza with a 36" high hutch.
- 72" High wardrobes, towers and bookcases finish at the same height as a credenza with a 43" high hutch.
- Desk shells are shipped unassembled.
- All file pedestals, lateral files and storage cabinets are shipped assembled.
- Returns, bridges and corner tables are shipped unassembled.
- Credenzas require minor assembly. Shipped in components such as box file pedestals, storage cabinets etc.
- All hutch bookcases, hutch curved end bookcases and over storage units ship assembled. Hutch cradles are shipped unassembled. Separate organizer units are shipped unassembled.
- Wardrobe cabinets, combination towers and end of run shelving are shipped assembled.
- Bookcases are shipped unassembled.
- All hardware necessary for assembly is included. Basic hand tools are needed for easy assembly.

Finishes:

- 17 Standard REFlex HPL finishes. To be used on worksurfaces only.
- 14 Standard REFlex TFL finishes. To be used on chassis & other vertical components.
- 17 Standard REFlex ABS matching/coordinating edgeband finishes.
- There are four styles of drawer pulls to choose from.
Each pull is available in either black or brushed silver along with white on the premium Tab-Lip Pull.
- 8 Acoustical Panel/Screen Colors
- Powdercoat finishes for bases & post legs vary per model#, see product pages for details.
- See the next page for finish options.
- Consult factory for details on two tone finishes not listed in the finishes guide.
- Upholstery Fabrics available in the [Primeway Stinson Fabric Collection](#) on our website / Resources page / Finishes Section

Building your model number:

FDBRBB3660	D354-60	PEB	RFRH1
Model #	Finish	Pull Style	Options (if applicable)

To order please provide the following information:

1. Model number.
2. Finish - Reference REFlex Standard Finishes Color Card (pdf available for download) visit: <https://primewayinc.com/collections/reflex/>
3. Pull style - Reference REFlex Pull options (pdf available for download) visit link above.
4. Options / Accessories - if applicable see: Spec Guide (pdf available for download), also available on link above.

Accessories:

- Pencil drawers, mobile cpu holders, grommets etc. see the accessories page in the REFlex section.

When you select this HPL Worksurface Finishes	This is your default Worksurface Edge Finish	This is your default TFL Chassis Finish
SOLIDS		
Designer White	Designer White	Designer White
Storm	Storm	Storm
Black	Black	Black
PATTERNS		
Satin Stainless	Brushed Silver	Satin Stainless
White Tigris	Fashion Grey	Fashion Grey
Pewter Mesh	Pewter Mesh	Storm
Vapor Strandz	Vapor Strandz	Fashion Grey
WOODGRAINS		
Colombian Walnut**	Colombian Walnut	Colombian Walnut**
Wild Cherry	Wild Cherry	Wild Cherry**
Shaker Cherry**	Shaker Cherry	Shaker Cherry**
Huntington Maple	Huntington Maple	Huntington Maple
Manitoba Maple	Manitoba Maple	Manitoba Maple
White Driftwood *	White Driftwood	White Driftwood *
5th Ave. Elm *	5th Ave. Elm	5th Ave. Elm *
Veranda Teak *	Veranda Teak	Veranda Teak *
Skyline Walnut	Graphite Walnut	Skyline Walnut
Silver Oak Ply*	Silver Oak Ply	Fashion Grey

Important Notes About HPL/TFL Standard Finishes:

- All solid finishes are matte.
- Most woodgrains & patterns are matte, some are embossed or semi gloss, these are noted accordingly:
 - one asterisk * = embossed texture
 - double asterisk ** = semi gloss finish
- Worksurface are durable High Pressure Plastic Laminate "HPL".
- Chassis are Thermally Fused Laminates "TFL".
- All TFL & HPL finishes have matching edgebanding except White Tigris has Fashion Grey.
- Edges in a PVC free impact resistant ABS edgebanding where applicable.

1/2" ACOUSTICAL PANEL/SCREEN COLORS

Bold Gray

Charcoal Gray

Desert Sand

Elephant Gray

Light Beige

Moss Green

Pure Black

Silver Gray

Composition: 100% Polyester

Thickness: .5"

Fire Testing: ASTM E-84 Class A / CAN/ULC-S102 / EN 13501-1: 2007

Environment: Made with 100% PET fiber of which +/- 50% is derived from recycled water bottles which contributes to LEED MR credit of recycled content. No VOC's, 100% recyclable, formaldehyde free.

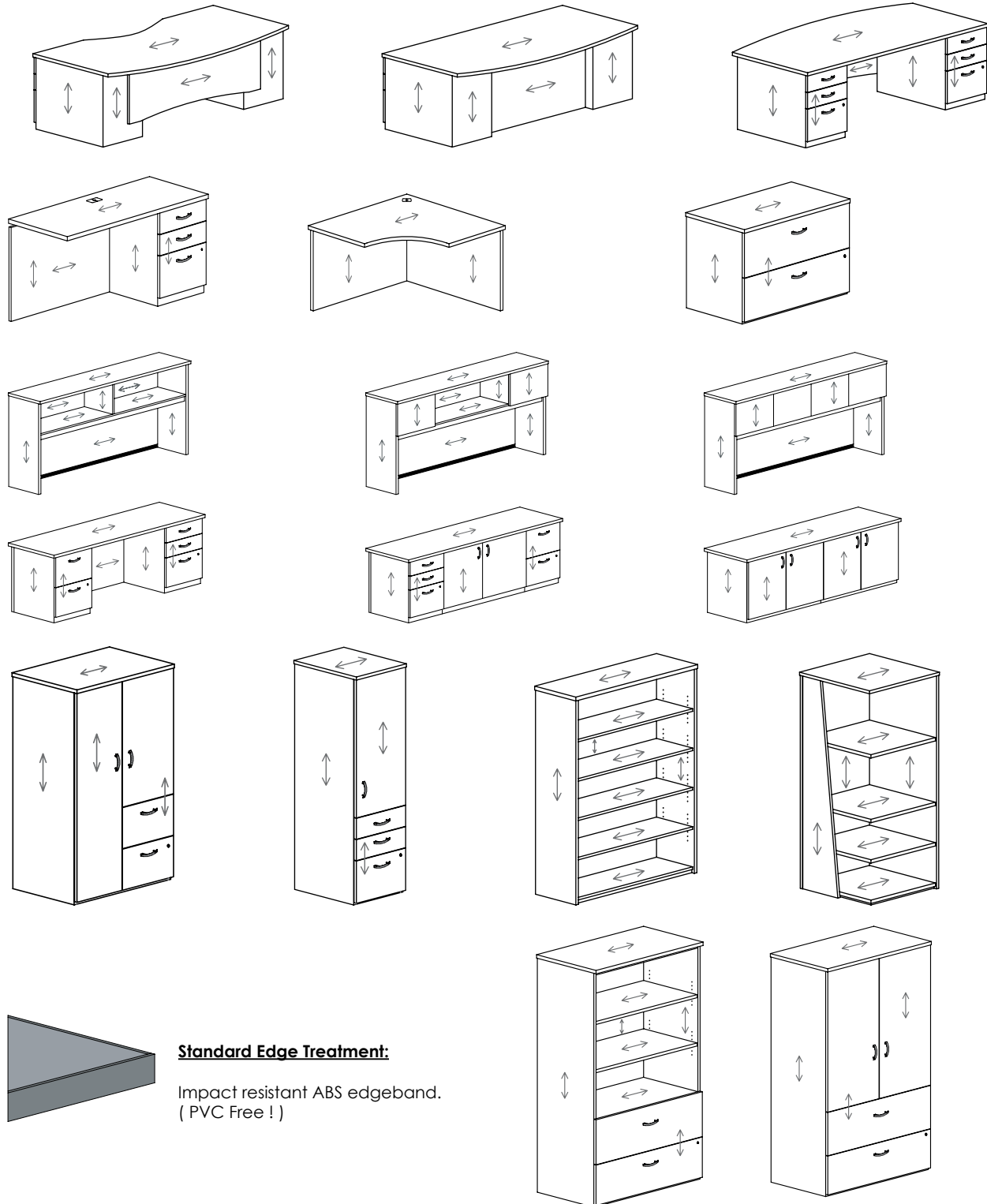
Acoustics: NRC 0.40-0.85 (subject to mounting conditions)

Product Variances: Variation in fiber mix & colour may occur. All products will be supplied within commercial tolerances.

General: Tackable, impact resistant, bacteria resistant, moisture resistant, installation friendly.

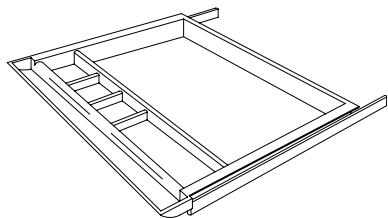
Grain Direction Chart

Use as a general guide line.
Not all products are shown below.



Standard Edge Treatment:

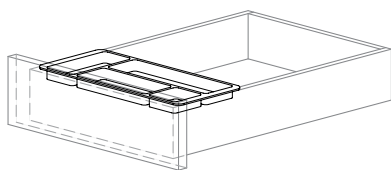
Impact resistant ABS edgeband.
(PVC Free !)



Pencil Drawer

Model# RFAPD
List Price: \$134

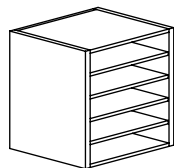
- Low profile design
- Pencil drawer offers storage space for pencils, paperclips etc. There is also a large area for stationary storage.
- Black plastic drawer with ball bearing metal slides for mounting under desks, returns and credenzas.
- Size: 21" wide x 16" deep x 2" high.



Pencil Tray Insert

Model# RFAPT1
List Price: \$30

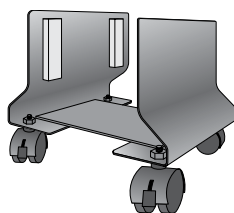
- Black plastic pencil tray insert sits on the sides of the drawer and can be slid back out of the way to access storage in the drawer compartment below.
- Comes standard on many desks.
- Fits any box or file drawer.
- Size: 12 3/4" x 5 5/8"



Desk Top Sorter

Model# - Size - Price
RFDTS36 - 18" high - \$398
RFDTS43 - 25" high - \$436

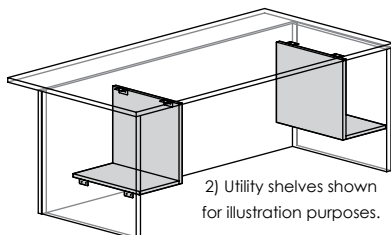
- Place on a credenza, return or desk top.
- Both sorters are 14" wide x 12" deep.
- FDT36 fits in the space between a credenza top and below the valance of a 36" high hutch. 5) Spaces 2-7/8 high.
- FDT36 fits in the space between a credenza top and below the valance of a 43" high hutch. 6) Spaces 3-1/2 high.
- See the back inside cover of the catalog for TFL color samples.
- Side panels in TFL color of your choice. The top and interior are in black TFL.



Mobile CPU Holder

Model# RFAMCPU
List Price: \$146

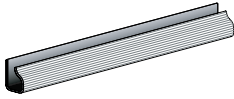
- Elevates the CPU off the floor.
- Adjustable width, from 5 1/8" to 10".
- Thick foam pads cushion CPU and protect surface.
- Locking casters.
- Color: black.



Utility Shelf

Model# RFDUS
List Price: \$199
Price per shelf.

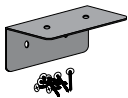
- Utility shelf can be used to house personal items or a CPU.
- Mounts to the underside of a worksurface and the side leg.
- Unhanded - can be used on left side or right.
- Inside clearance: 10" wide x 15-1/2 deep x 17-1/4 high.
- Color: see the back section of the catalog for TFL finishes.



Wire Management Channel

Model#	- Size -	List Price
AWM12	12" long	\$35
AWM16	16" long	\$48
AWM24	24" long	\$55
AWM42	42" long	\$89
AWM54	54" long	\$98
AWM66	66" long	\$120

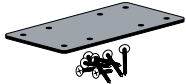
- Plastic wire management J- channel 1-9/16" x 1-1/4"
- Attach under a worksurface with two sided tape or screws to support wires below the worksurface.
- Can be easily cut to custom sizes in the field.
- Color: black.



"L" Brackets

Model# FALB
List Price: \$60 per pack

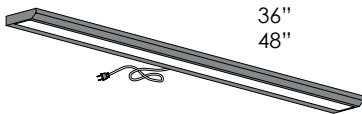
- For connecting adjacent surfaces together. 2" x 1" x 1"
- Quantity of 10 brackets per pack.
- Screws included.
- "L" bracket color: black.



Flat Plate Connectors

Model# FPB
List Price: \$16 ea.

- For long term surface connections.
- Screws included.
- Flat plate color: black.
- Size: 3" x 6"



Task Lights

Size	Model #	List Price
24"	RFATL24	\$211
36"	RFATL36	\$225
48"	RFATL48	\$262

- TCLP compliant, energy-efficient fluorescent 3,500° K T5 task light with electronic ballast.
- Quick start fixture operates at 20 kilohertz.
- Center cord and switch standard.
- Fixture overall width/height: 4-5/16" x 1-3/16"
- Warm white florescent bulb.
- Fixture color: black.



Rectangular Grommet

Model# RWG
List Price: \$25

- Standard rectangular wire grommet.
- Size: 3-1/2 x 2-1/8.
- Hole size: 3-3/16 x 1-13/16.
- Color: black.



Wire Grommet

Model# TFG
List Price: \$25

- Adding a grommet in the field is easy to do on any desk, conference or training table.
- 2-1/2 Dia hole size.
- Color: black.



Elliptical Wire Pulls

Black model #: RFRH1B
Silver model #: RFRH1S
List Price: \$40 ea. (sold individually)

- Approx 4-1/2" long
- Colors: black or silver



Double Wire Pulls

Black model #: RFRH2B
Silver model #: RFRH2S
List Price: \$40 ea. (sold individually)

- Approx 4-7/8" long
- Colors: black or silver



Angled Lip Pulls- premium

Aluminum model #: RFALHA
Brushed Black model #: RFALHB
List Price: \$61 ea. (sold individually)
List Price: \$28 ea. (premium upcharge)

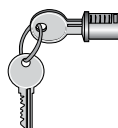
- Caps top of door / drawer face, 8-3/8" long
- Colors: aluminum or brushed black



Tab Lip Pulls- premium

Aluminum model #: RFSTPS
Brushed Black model #: RFSTPB
White model #: RFSTPW
List Price: \$61 ea. (sold individually)
List Price: \$28 ea. (premium upcharge)

- Tab pull caps top of door / drawer face. 8-3/8" long.
- Colors: aluminum, brushed black or white



Replacement Lock Core

Model # RFRLC
(specify lock or key number)
List Price: \$38

- Replacement lock cores with 2 keys.
- Standard quick ship numbering 100 ~ 109.
- Special order numbering 110 ~ 149.
- Complete lock core model number example: FRLC-101.
- Lock color: black.



Replacement Keys

Model # RFAD
(specify key number)
List Price: \$38

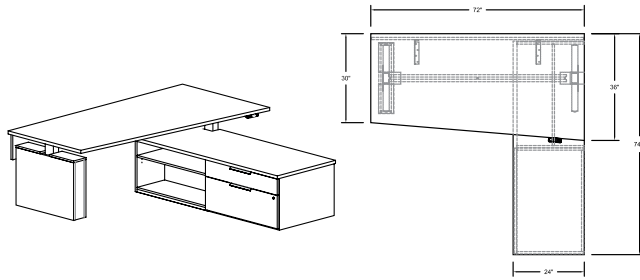
- Set of replacement keys - specify key number.
- Standard quick ship numbering 100 ~ 109.
- Special order numbering 110 ~ 149.
- Replacement key model number example: RFAD-100.



Lock Tool

Model # RFKLT
List Price: \$23

- Lock tool is used to change out lock cores.



*Shown here: Premium Angled Lip Pull (2 total) add \$23 ea.

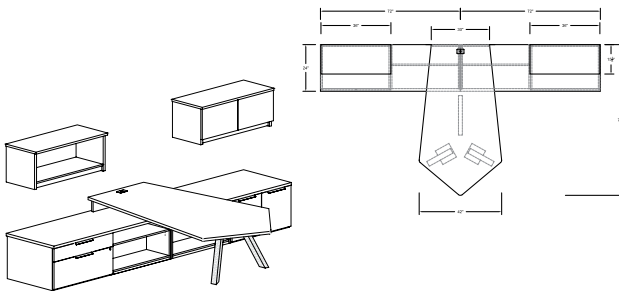
Group model number: REFL1R \$5,391**

Layout consisting of:

1) Tapered sit-to-stand desk	RS2ST367230R	\$1,897
1) Modesty panel w/ brackets	RMOD7210	\$424
1) Leg shroud for sit-to-stand desk	RS2SSH24	\$708
1) Low profile open storage with recessed back	RFLSB2036-RB	\$662
1) Low profile box / lateral file	RFLSBL2436	\$1,068
1) Common top for low profile storage w/left notch for desk leg	RTLPSNL7224	\$586
2) Angled lip pulls (Premium Option)	RFAHL	\$46*

(If you would like an opposite handed unit, order REFL1L)

**total price includes a premium option



*Shown here: Premium Angled Lip Pull (4 total) add \$23 ea.

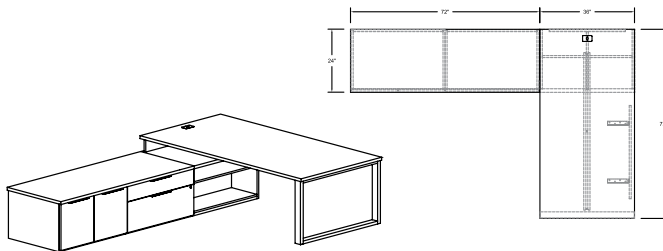
Group model number: REFL2L \$6,893**

Layout consisting of:

1) Pentagon desk w/ angled legs	RPRO4278	\$1,578
1) "T" shaped support panel	RFLPT2228	\$206
2) Low profile open storage	RFLSB2436	\$648
	RFLSB2436	\$648
1) Low profile box / lateral file	RFLSBL2436	\$1,068
1) Low profile storage cabinet	RFLSC2436	\$763
2) Common tops	RFLST2472	\$376
	RFLST2472	\$376
1) Open overhead storage	RFOSO3618	\$516
1) 2-Door overhead storage	RFOTF3618	\$714
4) Angled lip pulls (Premium Option)	RFAHL	\$92*

(If you would like an opposite handed unit, order REFL2R)

**total price includes a premium option



*Shown here: Premium Tab Lip Pull (4 total) add \$23 ea.

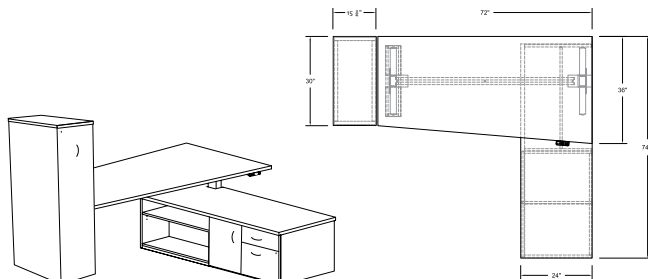
Group model number: REFL3L \$4,465**

Layout consisting of:

1) Rectangular desk w/ "O" Leg	RRRO3672	\$864
1) "T" Shaped support panel	RFLPT2234	\$249
1) modesty panel w/ brackets	RMOD3610	\$292
1) Low profile open storage	RFLSB2436	\$648
1) Common top	RFLST2436	\$206
1) Low profile box / lateral file	RFLSBL2436	\$1,068
1) Low profile storage cabinet	RFLSC2436	\$763
1) Common top	RFLST2472	\$376
4) Tab lip pulls (Premium Option)	RFAHL	\$92*

(If you would like an opposite handed unit, order REFL3R)

**total price includes a premium option

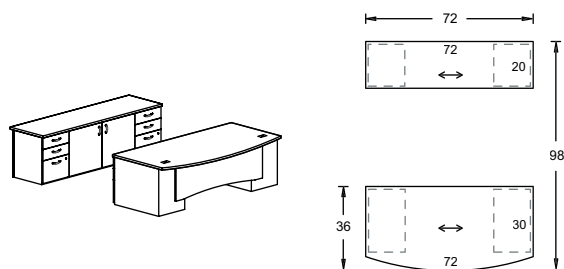


Group model number: REFL4R \$7,677

Layout consisting of:

1) Tapered Sit-to-stand desk	RS2ST367230R	\$1,897
1) Low profile open storage with recessed back	RFLSB2036-RB	\$662
1) Low profile box / file	RFBF1620	\$778
1) Low profile single door cabinet	RFLSC1620L	\$584
1) Common top for low profile storage w/left notch for desk leg	RTLPSNL7224	\$586
1) NexTo: pull out storage tower	RFNT163048-LH	\$3,170

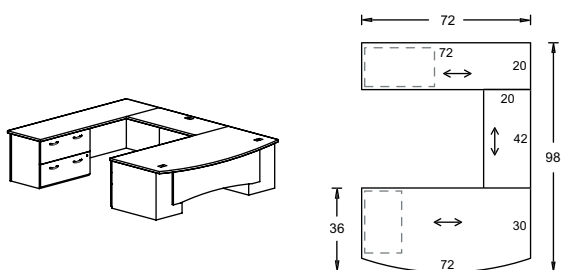
(If you would like an opposite handed unit, order REFL4L)



Group model number: REFL5U \$4,406

Layout consisting of:

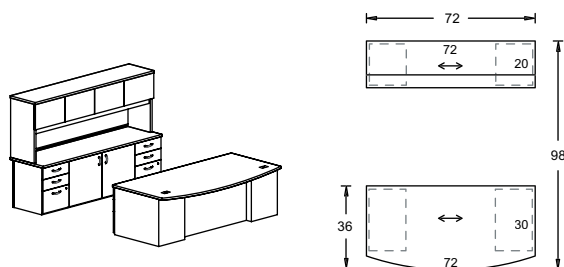
- | | | |
|--|-------------|---------|
| 1) Bowed front desk with LH & RH BBF peds | RFDBCBB3672 | \$2,333 |
| 1) Credenza with center storage and LH & RH BBF peds | RFCBSB2072 | \$2,073 |



Group model number: REFL6L \$3,838

Layout consisting of:

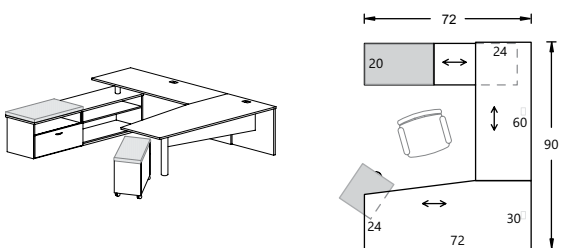
- | | | |
|---------------------------------------|-------------|---------|
| 1) Bowed front desk with a RH BBF ped | RFDBCBB3672 | \$1,749 |
| 1) Bridge | RFRB2042 | \$395 |
| 1) Credenza with LH lateral file | RFCLP2072 | \$1,694 |
- (If you would like an opposite handed unit, order REFL6R)



Group model number: REFL7U \$5,603

Layout consisting of:

- | | | |
|--|-------------|---------|
| 1) Bowed front desk with a recessed modesty panel and LH & RH BBF peds | RFDBRBB3672 | \$2,333 |
| 1) Credenza with center storage and LH & RH BBF pedestals | RFCBSB2072 | \$2,073 |
| 1) Hutch with four doors | RFHSTF7236 | \$1,197 |

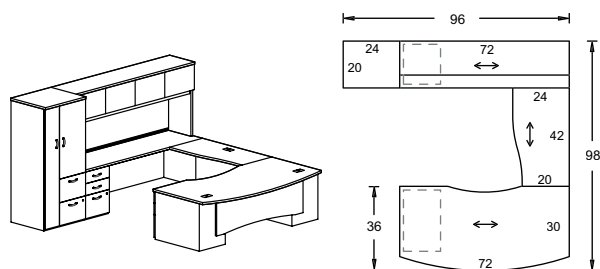


Group model number: REFL8L \$5,547

Layout consisting of:

- | | | |
|---|---------------|-------|
| 1) Wedge desk with post leg and modesty panel | RFDWM3072R | \$954 |
| 1) Bridge | RFRB2460 | \$645 |
| 1) Steel support post | RFSL (silver) | \$324 |
| 1) Low profile open storage | RFLSB2036 | \$601 |
| 1) Low profile lateral | RFLSL2030 | \$998 |
| 1) Common top | RFLST2066 | \$317 |
| 1) Leather like fabric cushion | RCUSH2030-G4 | \$479 |
| 1) Mobile box file pedestal | RFFMBF18 | \$792 |
| 1) File ped cushion with leather like fabric | RFFCUSH18-G4 | \$437 |

(If you would like an opposite handed unit, order REFL8R)

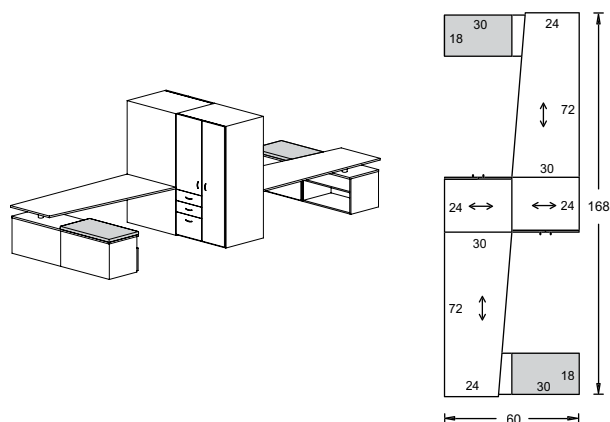


Group model number: REFL9L \$7,242

Layout consisting of:

- 1) Double bowed desk with a RH BBF ped RFDEOB3672 \$1,920
- 1) LH transition bridge RFRCL202442 \$439
- 1) Credenza with LH BBF RFCBP2072 \$1,308
- 1) Tall hutch with four doors RFHTTF7243 \$1,347
- 1) Tall tower with FF ped RFWTTDF2024 \$2,228

(If you would like an opposite handed unit, order REFL9R)

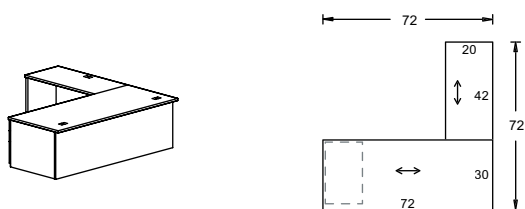


Group model number: REFL10L \$5,705

Layout consisting of:

- 2) LH Tapered runoff desks RFTT3072L \$773
- 2) Combination towers RFWTTBD2430 \$2,501
- 2) Steel support spanners RFSLS (silver) \$324
- 2) Low profile open storage RFLSB1830 \$530
- 2) Low profile lateral files RFLSL1830 \$998
- 2) Low profile common tops RFLST1860 \$292
- 2) Cushions (fabric group 1) RCUSH1830-F1 \$287

(If you would like an opposite handed unit, order REFL10R)

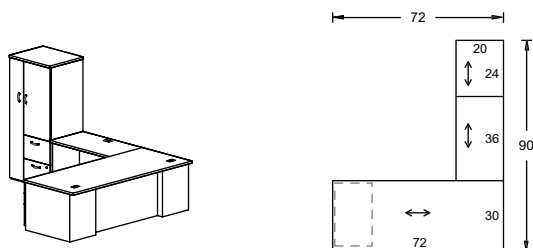


Group model number: REFL11L \$2,043

Layout consisting of:

- 1) Rectangle desk with a RH BBF pedestal RFDRFOB3072 \$1,542
- 1) LH open return RFRPO2042 \$501

(If you would like an opposite handed unit, order REFL11R)

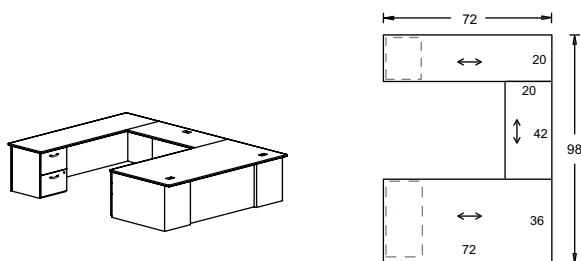


Group model number: REFL12L \$4,213

Layout consisting of:

- 1) Rectangular desk with a recessed modesty panel and a RH BBF pedestal RFDRROB3072 \$1,517
- 1) LH open return RFRPO2036 \$468
- 1) Tall tower with two file drawers RFWTTDF2024 \$2,228

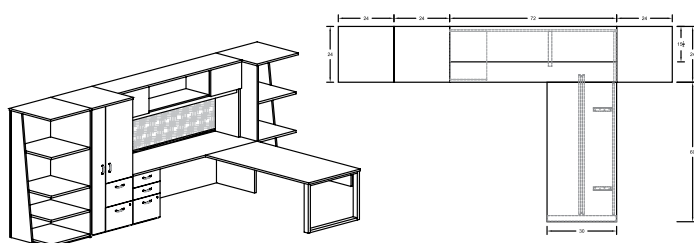
(If you would like an opposite handed unit, order REFL12R)



Group model number: REFL13L \$3,285

Layout consisting of:

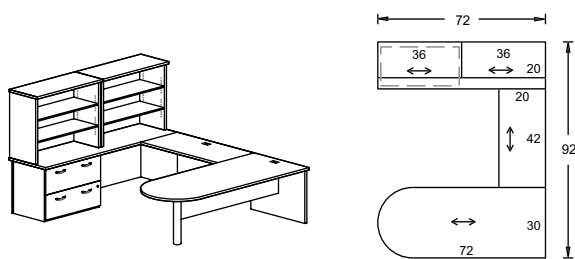
- 1) Rectangular desk with a recessed modesty panel and a RH BBF pedestal RFDROB3672 \$1,583
 - 1) Bridge RFRB2042 \$395
 - 1) Credenza with LH FF ped RFCFP2072 \$1,308
- (If you would like an opposite handed unit, order REFL13R)



Group model number: REFL14L \$8,636

Layout consisting of:

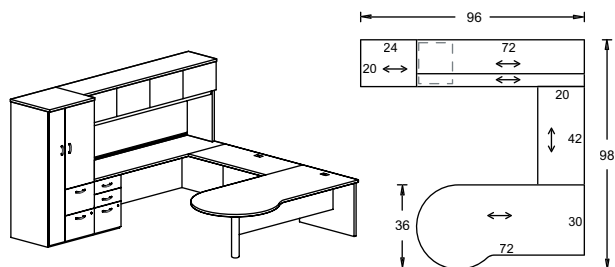
- 1) Rectangular desk with "O" style leg RRRO3060 \$718
 - 1) Grommet RFASWG \$31
 - 1) Credenza with a LH ped RFCBP2472 \$1,444
 - 1) Tall hutch RFHTTH7243 \$1,274
 - 1) Hutch tackboard RFHTB7243 \$552
 - 1) Tall tower with file ped RFWTTDF2424 \$2,474
 - 1) LH End of run shelf unit RFWBEL2472 \$1,072
 - 1) RH End of run shelf unit RFWBER2472 \$1,072
- (If you would like an opposite handed unit, order REFL14R)



Group model number: REFL15L \$4,347

Layout consisting of:

- 1) Bullet desk with modesty panel RFDBM3072 \$954
 - 1) Bridge RFRB2042 \$395
 - 1) Credenza with LH lateral file RFCPL2072 \$1,694
 - 2) Hutch style bookcases RFHSBK36 \$652
- (If you would like an opposite handed unit, order REFL15R)

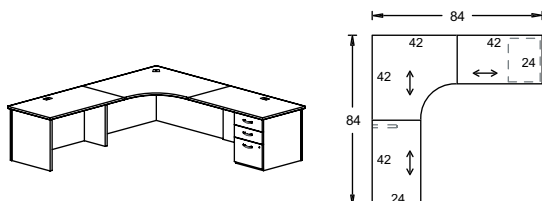


Group model number: REFL16L \$6,331

Layout consisting of:

- 1) "P" desk RFDPMR3672 \$1,053
 - 1) Bridge RFRB2042 \$395
 - 1) Credenza with LH BBF pedestal RFCBP2072 \$1,308
 - 1) Tall hutch w/ four doors RFHTTF7243 \$1,347
 - 1) Tall tower with two FF drawers RFWTTDF2024 \$2,228
- (If you would like an opposite handed unit, order REFL16R)

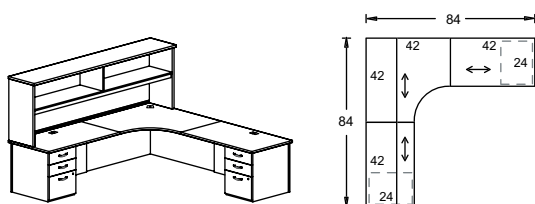
All group pricing includes standard pulls, for premium options see pg.18



Group model number: REFLEX17L \$2,543

Layout consisting of:

- 1) LH open return RFRPO2442 \$542
 - 1) Support panel RFRSP10 \$63
 - 1) Corner table RFRC42422424 \$807
 - 1) RH return w/ BBF ped RFROB2442 \$1,131
- (If you would like an opposite handed unit, order REFLEX19R)

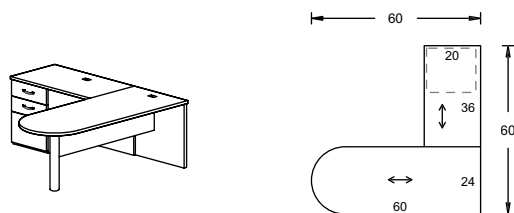


Group model number: REFLEX18U \$4,399

Layout consisting of:

- 1) LH return w/ BBF ped RFRBO2442 \$1,131
- 1) Corner table RFRC42422424 \$807
- 1) RH return w/ BBF ped RFROB2442 \$1,131
- 1) Open hutch RFHSO8436 \$1,330

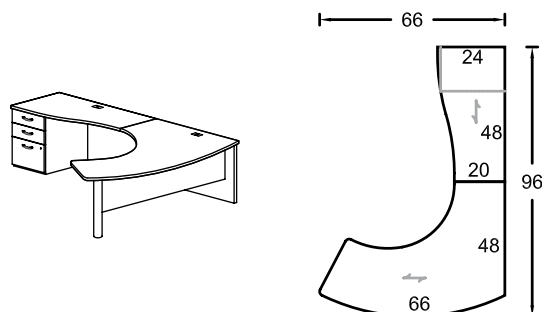
(This is a universal unit. During field installation the hutch can be mounted on the left or right hand side)



Group model number: REFLEX19L \$1,742

Layout consisting of:

- 1) Bullet desk with modesty panel RFDBM2460 \$741
 - 1) LH return w/ BBF ped RFRBO2036 \$1,001
- (If you would like an opposite handed unit, order REFLEX21R)



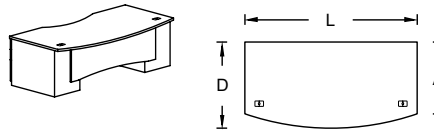
Group model number: REFLEX20L \$2,677

Layout consisting of:

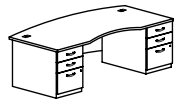
- 1) Hook desk with modesty panel RFDHMR486620 \$1,487
- 1) LH transition return with a LH BBF pedestal RFRCBO202448 \$1,190

(If you would like an opposite handed unit, order REFLEX22R)

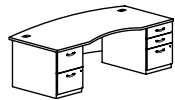
Bow Front Desks / Overlay Modesty Scalloped User Edge



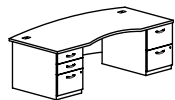
Double Pedestal



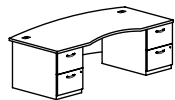
Size	Model #	List Price	Weight
D x A x L x H			
36 x 30 x 72 x 29	RFDEBB3672	\$2,349	256
42 x 36 x 72 x 29	RFDEBB4272	\$2,474	280



36 x 30 x 72 x 29	RFDEFB3672	\$2,349	254
42 x 36 x 72 x 29	RFDEFB4272	\$2,474	278

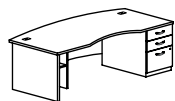


36 x 30 x 72 x 29	RFDEBF3672	\$2,349	254
42 x 36 x 72 x 29	RFDEBF4272	\$2,474	278

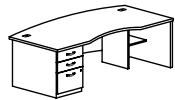


36 x 30 x 72 x 29	RFDEFF3672	\$2,349	251
42 x 36 x 72 x 29	RFDEFF4272	\$2,474	263

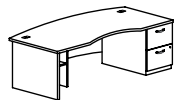
Single Pedestal



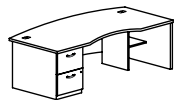
36 x 30 x 72 x 29	RFDEOB3672	\$1,920	191
42 x 36 x 72 x 29	RFDEOB4272	\$2,040	208



36 x 30 x 72 x 29	RFDEBO3672	\$1,920	191
42 x 36 x 72 x 29	RFDEBO4272	\$2,040	208



36 x 30 x 72 x 29	RFDEOF3672	\$1,920	188
42 x 36 x 72 x 29	RFDEOF4272	\$2,040	206



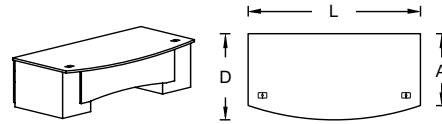
36 x 30 x 72 x 29	RFDEFO3672	\$1,920	188
42 x 36 x 72 x 29	RFDEFO4272	\$2,040	206

(Pricing includes standard pulls, for premium options see pg. 16)

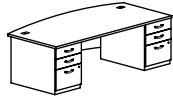
Features:

- 6" Bow along the front (guest side) of desk top and a 30" x 2-1/2" cove edge along the user side.
- 36" Deep tops overhang the front of the desk 6-3/4" at the deepest point. 42" Deep tops overhang 12-3/4".
- Modesty panel partially overhangs the file pedestals and has a decorative arc along the bottom edge.
- Desk can accept an 18" or 20" deep straight return as well as any size transition return.
- Desk is not compatible with a 24" deep straight return.

Bowed Front Desks / Overlay Modesty Straight User Edge



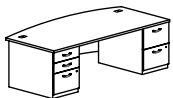
Double Pedestal



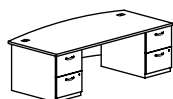
Size		Model #	List Price	Weight
D x A	x L x H			
36 x 30	x 60 x 29	RFDBCBB3660	\$2,246	238
36 x 30	x 66 x 29	RFDBCBB3666	\$2,297	247
36 x 30	x 72 x 29	RFDBCBB3672	\$2,333	256



36 x 30	x 60 x 29	RFDBCBB3660	\$2,246	236
36 x 30	x 66 x 29	RFDBCBB3666	\$2,297	245
36 x 30	x 72 x 29	RFDBCBB3672	\$2,333	254



36 x 30	x 60 x 29	RFDBCBB3660	\$2,246	236
36 x 30	x 66 x 29	RFDBCBB3666	\$2,297	245
36 x 30	x 72 x 29	RFDBCBB3672	\$2,333	254



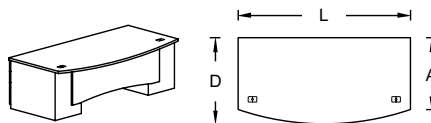
36 x 30	x 60 x 29	RFDBCFF3660	\$2,246	233
36 x 30	x 66 x 29	RFDBCFF3666	\$2,297	242
36 x 30	x 72 x 29	RFDBCFF3672	\$2,333	251

(Pricing includes standard pulls, for premium options see pg. 16)

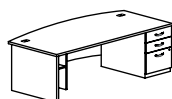
Features:

- 6" Bow along the front (guest side) of desk top.
- 36" Deep tops overhang the front of the desk 6-3/4" at the deepest point.
- Modesty panel partially overhangs the file pedestals and has a decorative arc along the bottom edge.

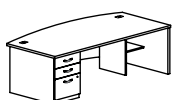
Bowed Front Desks / Overlay Modesty Straight User Edge



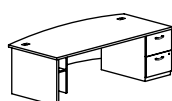
Single Pedestal




Size		Model #	List Price	Weight
D x A x L x H				
36 x 30 x 60 x 29		RFDBCOB3660	\$1,664	173
36 x 30 x 66 x 29		RFDBCOB3666	\$1,736	182
36 x 30 x 72 x 29		RFDBCOB3672	\$1,749	191



36 x 30 x 60 x 29	RFDBCBO3660	\$1,664	173
36 x 30 x 66 x 29	RFDBCBO3666	\$1,736	182
36 x 30 x 72 x 29	RFDBCBO3672	\$1,749	191

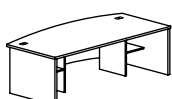


36 x 30 x 60 x 29	RFDBCFO3660	\$1,664	170
36 x 30 x 66 x 29	RFDBCFO3666	\$1,736	179
36 x 30 x 72 x 29	RFDBCFO3672	\$1,749	188



36 x 30 x 60 x 29	RFDBCFO3660	\$1,664	170
36 x 30 x 66 x 29	RFDBCFO3666	\$1,736	179
36 x 30 x 72 x 29	RFDBCFO3672	\$1,749	188

(Pricing includes standard pulls, for premium options see pg. 16)



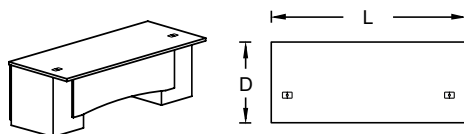
36 x 30 x 60 x 29	RFDBC003660	\$1,244	123
36 x 30 x 66 x 29	RFDBC003666	\$1,308	132
36 x 30 x 72 x 29	RFDBC003672	\$1,368	141

The RFDBC00 style desk does not have any drawers. Desk is supported by 2) false pedestals.

Features:

- 36" Deep tops overhang the front of desk 6-3/4" at the deepest point.
- 6" Bow along the front (guest side) of desk top.
- Modesty panel partially overhangs the file pedestals and has a decorative arc along the bottom edge.
- Desk can accept any size transition return or straight return.

Rectangular Desks with Overhung Modesty



Double Pedestal

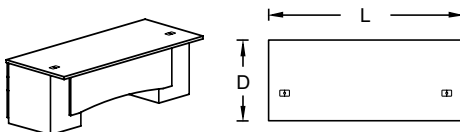
	Size D x L x H	Model #	List Price	Weight
	30 x 60 x 29	RFDRCB3060	\$2,147	229
	30 x 66 x 29	RFDRCB3066	\$2,194	237
	30 x 72 x 29	RFDRCB3072	\$2,224	245
	36 x 72 x 29	RFDRCB3672	\$2,312	269
	30 x 60 x 29	RFDRCFB3060	\$2,147	227
	30 x 66 x 29	RFDRCFB3066	\$2,194	235
	30 x 72 x 29	RFDRCFB3072	\$2,224	243
	36 x 72 x 29	RFDRCFB3672	\$2,312	267
	30 x 60 x 29	RFDRCBF3060	\$2,147	227
	30 x 66 x 29	RFDRCBF3066	\$2,194	235
	30 x 72 x 29	RFDRCBF3072	\$2,224	243
	36 x 72 x 29	RFDRCBF3672	\$2,312	267
	30 x 60 x 29	RFDRCF3060	\$2,147	224
	30 x 66 x 29	RFDRCF3066	\$2,194	232
	30 x 72 x 29	RFDRCF3072	\$2,224	240
	36 x 72 x 29	RFDRCF3672	\$2,312	264

(Pricing includes standard pulls, for premium options see pg. 16)

Features:

- Top overhangs the front of desk 6-3/4".
- Modesty panel partially overhangs the file pedestals and has a decorative arc along the bottom edge.

Rectangular Desks with Overhung Modesty



Single Pedestal

	Size D x L x H	Model #	List Price	Weight
	30 x 60 x 29	RFDRCOB3060	\$1,411	163
	30 x 66 x 29	RFDRCOB3066	\$1,495	171
	30 x 72 x 29	RFDRCOB3072	\$1,517	179
	36 x 72 x 29	RFDRCOB3672	\$1,585	197

	30 x 60 x 29	RFDRCBO3060	\$1,411	163
	30 x 66 x 29	RFDRCBO3066	\$1,495	171
	30 x 72 x 29	RFDRCBO3072	\$1,517	179
	36 x 72 x 29	RFDRCBO3672	\$1,585	197

	30 x 60 x 29	RFDRCOF3060	\$1,411	161
	30 x 66 x 29	RFDRCOF3066	\$1,495	169
	30 x 72 x 29	RFDRCOF3072	\$1,517	177
	36 x 72 x 29	RFDRCOF3672	\$1,585	195

	30 x 60 x 29	RFDRCFO3060	\$1,411	161
	30 x 66 x 29	RFDRCFO3066	\$1,495	169
	30 x 72 x 29	RFDRCFO3072	\$1,517	177
	36 x 72 x 29	RFDRCFO3672	\$1,585	195

(Pricing includes standard pulls, for premium options see pg. 16)

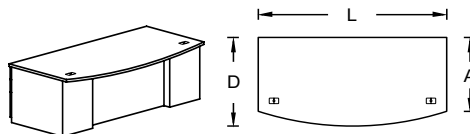
	30 x 60 x 29	RFDRCOO3060	\$1,112	113
	30 x 66 x 29	RFDRCOO3066	\$1,163	121
	30 x 72 x 29	RFDRCOO3072	\$1,213	129
	36 x 72 x 29	RFDRCOO3672	\$1,274	141

The RFDRCOO style desk does not have any drawers. Desk is supported by 2) false pedestals.

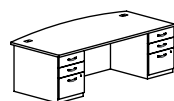
Features:

- Top overhangs the front of desk 6-3/4".
- Modesty panel partially overhangs the file pedestals and has a decorative arc along the bottom edge.
- Desk can accept any size transition return or straight return.

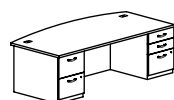
Bowed Front Desks with Recessed Modesty




Double Pedestal



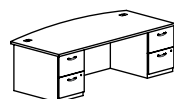
Size				
D x A x L x H	Model #	List Price	Weight	
36 x 30 x 60 x 29	RFDBRBB3660	\$2,246	230	
36 x 30 x 66 x 29	RFDBRBB3666	\$2,297	239	
36 x 30 x 72 x 29	RFDBRBB3672	\$2,333	248	



36 x 30 x 60 x 29	RFDBRFB3660	\$2,246	227
36 x 30 x 66 x 29	RFDBRFB3666	\$2,297	236
36 x 30 x 72 x 29	RFDBRFB3672	\$2,333	245

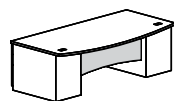


36 x 30 x 60 x 29	RFDBRBF3660	\$2,246	227
36 x 30 x 66 x 29	RFDBRBF3666	\$2,297	236
36 x 30 x 72 x 29	RFDBRBF3672	\$2,333	245



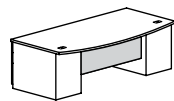
36 x 30 x 60 x 29	RFDBRFF3660	\$2,246	225
36 x 30 x 66 x 29	RFDBRFF3666	\$2,297	234
36 x 30 x 72 x 29	RFDBRFF3672	\$2,333	243

(Pricing includes standard pulls, for premium options see pg. 16)



Option:

15" high recessed curved modesty panel - specify: **CSM** at the end of the model number.
No extra charge.

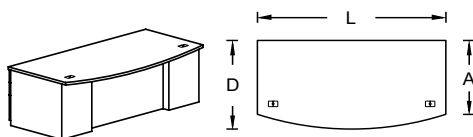


15" high recessed straight modesty panel - specify: **SSM** at the end of the model number.
No extra charge.

Features:

- 6" Bow along the front (guest side) of desk top.
- Top overhangs the front of desk 7-1/2".
- Modesty panel is recessed between the file pedestals.

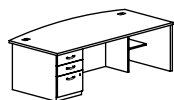
Bowed Front Desks with Recessed Modesty



Single Pedestal



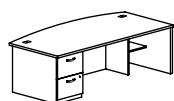
Size	Model #	List Price	Weight
D x A x L x H			
36 x 30 x 60 x 29	RFDBROB3660	\$1,664	164
36 x 30 x 66 x 29	RFDBROB3666	\$1,736	173
36 x 30 x 72 x 29	RFDBROB3672	\$1,749	182



36 x 30 x 60 x 29	RFDBRBO3660	\$1,664	164
36 x 30 x 66 x 29	RFDBRBO3666	\$1,736	173
36 x 30 x 72 x 29	RFDBRBO3672	\$1,749	182

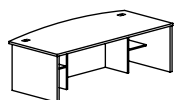


36 x 30 x 60 x 29	RFDBROF3660	\$1,664	162
36 x 30 x 66 x 29	RFDBROF3666	\$1,736	171
36 x 30 x 72 x 29	RFDBROF3672	\$1,749	180



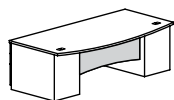
36 x 30 x 60 x 29	RFDBRFO3660	\$1,664	162
36 x 30 x 66 x 29	RFDBRFO3666	\$1,736	171
36 x 30 x 72 x 29	RFDBRFO3672	\$1,749	180

(Pricing includes standard pulls, for premium options see pg. 16)



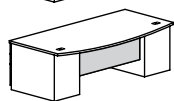
36 x 30 x 60 x 29	RFDBROO3660	\$1,244	123
36 x 30 x 66 x 29	RFDBROO3666	\$1,308	132
36 x 30 x 72 x 29	RFDBROO3672	\$1,370	141

The RFDBROO style desk does not have any drawers. Desk is supported by 2) false pedestals.



Option:

15" high recessed curved modesty panel - specify: **CSM** at the end of the model number.
No extra charge.

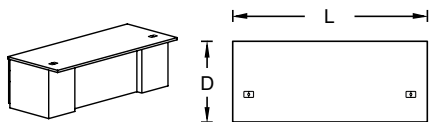


15" high recessed straight modesty panel - specify: **SSM** at the end of the model number.
No extra charge.

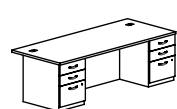
Features:

- 6" Bow along the front (guest side) of desk top.
- Top overhangs the front of desk 7-1/2".
- Modesty panel is recessed between the file pedestals.
- Desk and desk shells can accept any size or style return.


Rectangular Desks with Recessed Modesty



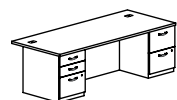
Double Pedestal



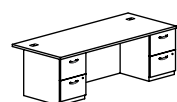
Size D x L x H	Model #	List Price	Weight
30 x 60 x 29	RFDRRBB3060	\$2,147	220
30 x 66 x 29	RFDRRBB3066	\$2,194	229
30 x 72 x 29	RFDRRBB3072	\$2,224	237
36 x 72 x 29	RFDRRBB3672	\$2,312	261



30 x 60 x 29	RFDRRFB3060	\$2,147	218
30 x 66 x 29	RFDRRFB3066	\$2,194	226
30 x 72 x 29	RFDRRFB3072	\$2,224	234
36 x 72 x 29	RFDRRFB3672	\$2,312	258

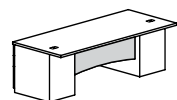


30 x 60 x 29	RFDRRBF3060	\$2,147	218
30 x 66 x 29	RFDRRBF3066	\$2,194	226
30 x 72 x 29	RFDRRBF3072	\$2,224	234
36 x 72 x 29	RFDRRBF3672	\$2,312	258



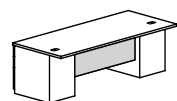
30 x 60 x 29	RFDRRFF3060	\$2,147	216
30 x 66 x 29	RFDRRFF3066	\$2,194	224
30 x 72 x 29	RFDRRFF3072	\$2,224	232
36 x 72 x 29	RFDRRFF3672	\$2,312	256

(Pricing includes standard pulls, for premium options see pg. 16)



Option:

15" high recessed curved modesty panel - specify: **CSM** at the end of the model number.
No extra charge.

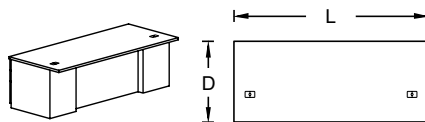


15" high recessed straight modesty panel - specify: **SSM** at the end of the model number.
No extra charge.

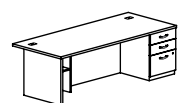
Features:

- Modesty panel is recessed between the file pedestals.
- Top overhangs the front of desk 7-1/2".


Rectangular Desks with Recessed Modesty



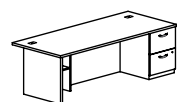
Single Pedestal




Size D x L x H	Model #	List Price	Weight
30 x 60 x 29	RFDRROB3060	\$1,411	155
30 x 66 x 29	RFDRROB3066	\$1,495	163
30 x 72 x 29	RFDRROB3072	\$1,517	171
36 x 72 x 29	RFDRROB3672	\$1,583	189



30 x 60 x 29	RFDRRBO3060	\$1,411	155
30 x 66 x 29	RFDRRBO3066	\$1,495	163
30 x 72 x 29	RFDRRBO3072	\$1,517	171
36 x 72 x 29	RFDRRBO3672	\$1,583	189

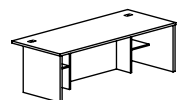


30 x 60 x 29	RFDRROF3060	\$1,411	152
30 x 66 x 29	RFDRROF3066	\$1,495	160
30 x 72 x 29	RFDRROF3072	\$1,517	169
36 x 72 x 29	RFDRROF3672	\$1,583	186



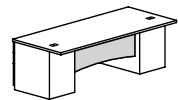
30 x 60 x 29	RFDRRFO3060	\$1,411	152
30 x 66 x 29	RFDRRFO3066	\$1,495	160
30 x 72 x 29	RFDRRFO3072	\$1,517	169
36 x 72 x 29	RFDRRFO3672	\$1,583	186

(Pricing includes standard pulls, for premium options see pg. 16)



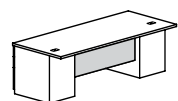
30 x 60 x 29	RFDRROO3060	\$1,104	113
30 x 66 x 29	RFDRROO3066	\$1,163	121
30 x 72 x 29	RFDRROO3072	\$1,212	129
36 x 72 x 29	RFDRROO3672	\$1,274	141

The RFDRROO style desk does not have any drawers. Desk is supported by 2) false pedestals.



Option:

15" high recessed curved modesty panel - specify: **CSM** at the end of the model number. No extra charge.

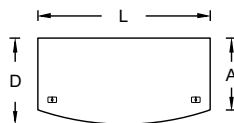
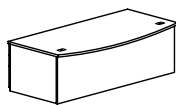


15" high recessed straight modesty panel - specify: **SSM** at the end of the model number. No extra charge.

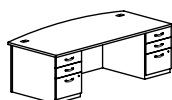
Features:

- Modesty panel is recessed between the file pedestals.
- Top overhangs the front of desk 7-1/2".
- Desk and desk shells can accept any size or style return.

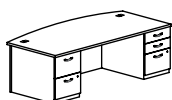
Bowed Front Desks with Full Modesty Panel



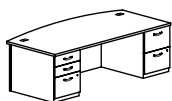
Double Pedestal



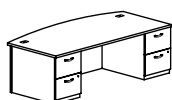
Size				
D x A x L x H	Model #	List Price	Weight	
36 x 30 x 60 x 29	RFDBFBB3660	\$2,178	247	
36 x 30 x 66 x 29	RFDBFBB3666	\$2,235	256	
36 x 30 x 72 x 29	RFDBFBB3672	\$2,272	265	



36 x 30 x 60 x 29	RFDBFFB3660	\$2,178	245
36 x 30 x 66 x 29	RFDBFFB3666	\$2,235	254
36 x 30 x 72 x 29	RFDBFFB3672	\$2,272	263



36 x 30 x 60 x 29	RFDBFBF3660	\$2,178	245
36 x 30 x 66 x 29	RFDBFBF3666	\$2,235	254
36 x 30 x 72 x 29	RFDBFBF3672	\$2,272	263



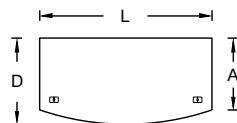
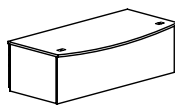
36 x 30 x 60 x 29	RFDBFFF3660	\$2,178	242
36 x 30 x 66 x 29	RFDBFFF3666	\$2,235	251
36 x 30 x 72 x 29	RFDBFFF3672	\$2,272	260

(Pricing includes standard pulls, for premium options see pg. 16)

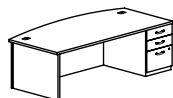
Features:

- 6" Bow along the front (guest side) of desk top.
- Top overhangs the front of desk 7-1/4".
- Modesty panel overhangs the file pedestals.

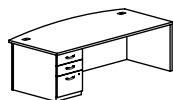
Bowed Front Desks with Full Modesty Panel



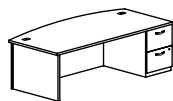
Single Pedestal



Size	Model #	List Price	Weight
D x A x L x H			
36 x 30 x 60 x 29	RFDBFOB3660	\$1,509	196
36 x 30 x 66 x 29	RFDBFOB3666	\$1,576	205
36 x 30 x 72 x 29	RFDBFOB3672	\$1,604	214



36 x 30 x 60 x 29	RFDBFBO3660	\$1,509	196
36 x 30 x 66 x 29	RFDBFBO3666	\$1,576	205
36 x 30 x 72 x 29	RFDBFBO3672	\$1,604	214

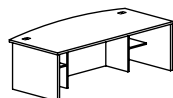


36 x 30 x 60 x 29	RFDBFOF3660	\$1,509	194
36 x 30 x 66 x 29	RFDBFOF3666	\$1,576	203
36 x 30 x 72 x 29	RFDBFOF3672	\$1,604	212



36 x 30 x 60 x 29	RFDBFFO3660	\$1,509	194
36 x 30 x 66 x 29	RFDBFFO3666	\$1,576	203
36 x 30 x 72 x 29	RFDBFFO3672	\$1,604	212

(Pricing includes standard pulls, for premium options see pg. 16)

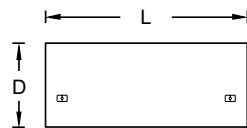
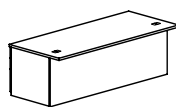


36 x 30 x 60 x 29	RFDBFOO3660	\$941	145
36 x 30 x 66 x 29	RFDBFOO3666	\$1,006	154
36 x 30 x 72 x 29	RFDBFOO3672	\$1,068	163


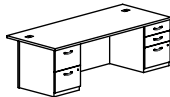


Features:

- 6" Bow along the front (guest side) of desk top.
- Top overhangs the front of desk 7-1/4".
- Modesty panel overhangs the file pedestals.
- Desk can accept any size transition return or straight return.

Rectangular Desks with Full Modesty Panel



Double Pedestal

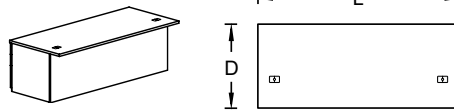
	Size		Model #	List Price	Weight
	D	L x H			
	30	60 x 29	RFDRFBB3060	\$1,878	238
	30	66 x 29	RFDRFBB3066	\$2,007	246
	30	72 x 29	RFDRFBB3072	\$2,040	254
	36	72 x 29	RFDRFBB3672	\$2,062	278
	30	60 x 29	RFDRFFB3060	\$1,878	235
	30	66 x 29	RFDRFFB3066	\$2,007	244
	30	72 x 29	RFDRFFB3072	\$2,040	252
	36	72 x 29	RFDRFFB3672	\$2,062	276
	30	60 x 29	RFDRFBF3060	\$1,878	235
	30	66 x 29	RFDRFBF3066	\$2,007	244
	30	72 x 29	RFDRFBF3072	\$2,040	252
	36	72 x 29	RFDRFBF3672	\$2,062	276
	30	60 x 29	RFDRFFF3060	\$1,878	233
	30	66 x 29	RFDRFFF3066	\$2,007	241
	30	72 x 29	RFDRFFF3072	\$2,040	249
	36	72 x 29	RFDRFFF3672	\$2,062	273

(Pricing includes standard pulls, for premium options see pg. 16)

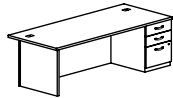
Features:

- Modesty panel overhangs the file pedestals.
- Top overhangs the front of desk 7-1/4".


Rectangular Desks with Full Modesty Panel



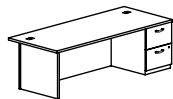
Single Pedestal



Size D x L x H	Model #	List Price	Weight
24 x 48 x 29	RFDRFOB2448	\$1,266	148
24 x 60 x 29	RFDRFOB2460	\$1,367	165
24 x 66 x 29	RFDRFOB2466	\$1,411	172
24 x 72 x 29	RFDRFOB2472	\$1,443	179
30 x 60 x 29	RFDRFOB3060	\$1,383	182
30 x 66 x 29	RFDRFOB3066	\$1,514	191
30 x 72 x 29	RFDRFOB3072	\$1,542	199
36 x 72 x 29	RFDRFOB3672	\$1,576	212



24 x 48 x 29	RFDRFBO2448	\$1,266	148
24 x 60 x 29	RFDRFBO2460	\$1,367	165
24 x 66 x 29	RFDRFBO2466	\$1,411	172
24 x 72 x 29	RFDRFBO2472	\$1,443	179
30 x 60 x 29	RFDRFBO3060	\$1,383	182
30 x 66 x 29	RFDRFBO3066	\$1,514	191
30 x 72 x 29	RFDRFBO3072	\$1,542	199
36 x 72 x 29	RFDRFBO3672	\$1,576	212



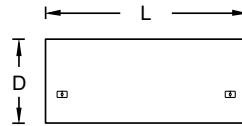
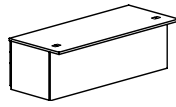
24 x 48 x 29	RFDRFOF2448	\$1,266	148
24 x 60 x 29	RFDRFOF2460	\$1,367	165
24 x 66 x 29	RFDRFOF2466	\$1,411	172
24 x 72 x 29	RFDRFOF2472	\$1,443	179
30 x 60 x 29	RFDRFOF3060	\$1,383	182
30 x 66 x 29	RFDRFOF3066	\$1,514	191
30 x 72 x 29	RFDRFOF3072	\$1,542	199
36 x 72 x 29	RFDRFOF3672	\$1,576	212

(Pricing includes standard pulls, for premium options see pg. 16)

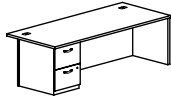
Features:

- Modesty panel overhangs the file pedestals on desks.
- Modesty panel overhangs the end panels on desk shells.
- Desk and desk shells can accept any size or style return.
- Top overhangs the front of desk 1-1/4" on 24" deep desks. 7-1/4" overhang on 30" & 36" deep desks.

Rectangular Desks with full modesty panel



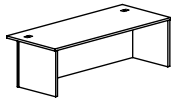
Single Pedestal



Size D x L x H	Model #	List Price	Weight
24 x 48 x 29	RFDRFFO2448	\$1,266	148
24 x 60 x 29	RFDRFFO2460	\$1,367	165
24 x 66 x 29	RFDRFFO2466	\$1,411	172
24 x 72 x 29	RFDRFFO2472	\$1,443	179
30 x 60 x 29	RFDRFFO3060	\$1,383	182
30 x 66 x 29	RFDRFFO3066	\$1,514	191
30 x 72 x 29	RFDRFFO3072	\$1,542	199
36 x 72 x 29	RFDRFFO3672	\$1,576	212

(Pricing includes standard pulls, for premium options see pg. 16)

Desk Shells

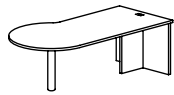


Size D x L x H	Model #	List Price	Weight
24 x 48 x 29	RFDRFOO2448	\$611	94
24 x 54 x 29	RFDRFOO2454	\$682	102
24 x 60 x 29	RFDRFOO2460	\$714	109
24 x 66 x 29	RFDRFOO2466	\$741	116
24 x 72 x 29	RFDRFOO2472	\$770	123
30 x 60 x 29	RFDRFOO3060	\$829	127
30 x 66 x 29	RFDRFOO3066	\$881	135
30 x 72 x 29	RFDRFOO3072	\$903	143
36 x 60 x 29	RFDRFOO3660	\$954	143
36 x 72 x 29	RFDRFOO3672	\$1,043	161

Features:

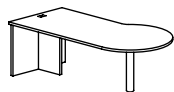
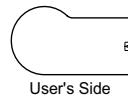
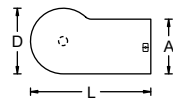
- Modesty panel overhangs the file pedestals on desks.
- Modesty panel overhangs the end panels on desk shells.
- Desks and desk shells can accept any size or style return.
- Top overhangs the front of desk 1-1/4" on 24" deep desks. 7-1/4" overhang on 30" & 36" deep desks.

"P" Shape Desks with "T" legs



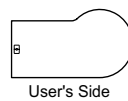
**Post leg & T leg
Left Hand Desk**

Size D x L x A	Model #	List Price	Weight
36 x 60 x 30	RFDPTL3660	\$889	112
36 x 66 x 30	RFDPTL3666	\$917	118
36 x 72 x 30	RFDPTL3672	\$956	123
42 x 60 x 36	RFDPTL4260	\$903	120
42 x 66 x 36	RFDPTL4266	\$942	126
42 x 72 x 36	RFDPTL4272	\$985	139

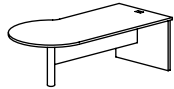


**Post leg & T leg
Right Hand Desk**

36 x 60 x 30	RFDPTR3660	\$889	112
36 x 66 x 30	RFDPTR3666	\$917	118
36 x 72 x 30	RFDPTR3672	\$956	123
42 x 60 x 36	RFDPTR4260	\$903	120
42 x 66 x 36	RFDPTR4266	\$942	126
42 x 72 x 36	RFDPTR4272	\$985	139

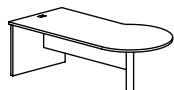
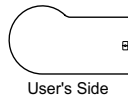


FYI: "P" desks are not designed to stand alone. Use in conjunction with returns and bridges



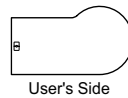
**Post leg & panel leg
with modesty panel
Left Hand Desk**

36 x 60 x 30	RFDPML3660	\$972	113
36 x 66 x 30	RFDPML3666	\$1,015	120
36 x 72 x 30	RFDPML3672	\$1,053	127
42 x 60 x 36	RFDPML4260	\$998	128
42 x 66 x 36	RFDPML4266	\$1,038	135
42 x 72 x 36	RFDPML4272	\$1,082	142



**Post leg & panel leg
with modesty panel
Right Hand Desk**

36 x 60 x 30	RFDPMR3660	\$972	113
36 x 66 x 30	RFDPMR3666	\$1,015	120
36 x 72 x 30	RFDPMR3672	\$1,053	127
42 x 60 x 36	RFDPMR4260	\$998	128
42 x 66 x 36	RFDPMR4266	\$1,038	135
42 x 72 x 36	RFDPMR4272	\$1,082	142



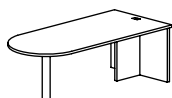
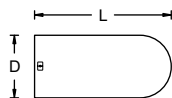
Features:

- "P" desks are not designed to stand alone. Use in conjunction with returns and bridges
- Desk can accept any size transition return or straight return.
- Modesty panel is 11-1/2" high.

Specify:

- Black, white or silver for post leg finish.

Bullet Desks

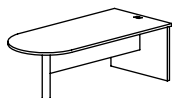


Post leg & T leg

Size D x L x H	Model #	List Price	Weight
24 x 48 x 29	RFDBT2448	\$571	66
24 x 54 x 29	RFDBT2454	\$601	70
24 x 60 x 29	RFDBT2460	\$617	73
24 x 66 x 29	RFDBT2466	\$645	77
24 x 72 x 29	RFDBT2472	\$669	81
30 x 60 x 29	RFDBT3060	\$748	98
30 x 66 x 29	RFDBT3066	\$816	103
30 x 72 x 29	RFDBT3072	\$831	108
36 x 60 x 29	RFDBT3660	\$825	112
36 x 66 x 29	RFDBT3666	\$839	118
36 x 72 x 29	RFDBT3672	\$861	123



FYI; Bullet desks are not designed to stand alone. Use in conjunction with returns and bridges.



Post leg & panel leg
with modesty panel

24 x 48 x 29	RFDBM2448	\$663	66
24 x 54 x 29	RFDBM2454	\$722	71
24 x 60 x 29	RFDBM2460	\$741	76
24 x 66 x 29	RFDBM2466	\$770	81
24 x 72 x 29	RFDBM2472	\$794	86
30 x 60 x 29	RFDBM3060	\$873	100
30 x 66 x 29	RFDBM3066	\$940	106
30 x 72 x 29	RFDBM3072	\$954	112
36 x 60 x 29	RFDBM3660	\$948	113
36 x 66 x 29	RFDBM3666	\$965	120
36 x 72 x 29	RFDBM3672	\$987	127

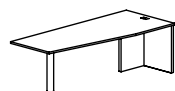
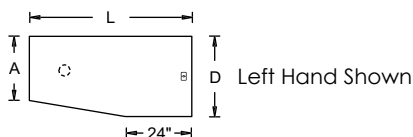
Features:

- Bullet desks are not designed to stand alone. Use in conjunction with returns and bridges.
- Bullet desks are unhandled and can be used as left hand or right.
- Desk can accept any size transition return or straight return.
- Modesty panel is 11-1/2" high.

Specify:

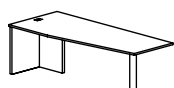
- Black, white or silver for post leg finish.

Wedge Desks



Left Hand Shown
Post leg & T leg.

Size D x L x A	Model #	List Price	Weight
30 x 60 x 24	RFDWT3060L	\$748	98
30 x 66 x 24	RFDWT3066L	\$816	103
30 x 72 x 24	RFDWT3072L	\$831	108
36 x 60 x 30	RFDWT3660L	\$825	112
36 x 66 x 30	RFDWT3666L	\$839	118
36 x 72 x 30	RFDWT3672L	\$861	123

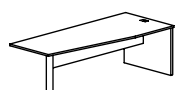


Right Hand Shown
Post leg & T leg.

30 x 60 x 24	RFDWT3060R	\$748	98
30 x 66 x 24	RFDWT3066R	\$816	103
30 x 72 x 24	RFDWT3072R	\$831	108
36 x 60 x 30	RFDWT3660R	\$825	112
36 x 66 x 30	RFDWT3666R	\$839	118
36 x 72 x 30	RFDWT3672R	\$861	123

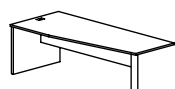


FYI; Wedge desks are not designed to stand alone. Use in conjunction with returns and bridges



Left Hand Shown
Post leg, end panel
with modesty panel.

30 x 60 x 24	RFDWM3060L	\$873	100
30 x 66 x 24	RFDWM3066L	\$940	106
30 x 72 x 24	RFDWM3072L	\$954	112
36 x 60 x 30	RFDWM3660L	\$948	113
36 x 66 x 30	RFDWM3666L	\$965	120
36 x 72 x 30	RFDWM3672L	\$987	127



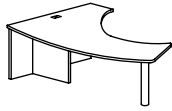
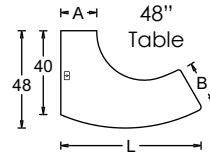
Right Hand Shown
Post leg, end panel
with modesty panel.

30 x 60 x 24	RFDWM3060R	\$873	100
30 x 66 x 24	RFDWM3066R	\$940	106
30 x 72 x 24	RFDWM3072R	\$954	112
36 x 60 x 30	RFDWM3660R	\$948	113
36 x 66 x 30	RFDWM3666R	\$965	120
36 x 72 x 30	RFDWM3672R	\$987	127

Specify:


- Black, white or silver for post leg finish.

Hook Desks With "T" Legs



**Post leg & T leg
Left Hand Desk**

Size D x L x A x B	Model #	List Price	Weight
48 x 60 x 20 x 22	RFDHTL486020	\$1,281	128
48 x 66 x 20 x 22	RFDHTL486620	\$1,359	136
48 x 72 x 20 x 22	RFDHTL487220	\$1,384	144
48 x 60 x 24 x 20	RFDHTL486024	\$1,281	128
48 x 66 x 24 x 20	RFDHTL486624	\$1,359	136
48 x 72 x 24 x 20	RFDHTL487224	\$1,384	144

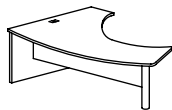


**Post leg & T leg
Right Hand Desk**

48 x 60 x 20 x 22	RFDHTR486020	\$1,281	128
48 x 66 x 20 x 22	RFDHTR486620	\$1,359	136
48 x 72 x 20 x 22	RFDHTR487220	\$1,384	144
48 x 60 x 24 x 20	RFDHTR486024	\$1,281	128
48 x 66 x 24 x 20	RFDHTR486624	\$1,359	136
48 x 72 x 24 x 20	RFDHTR487224	\$1,384	144

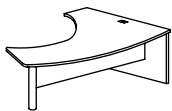


FYI! Hook desks are not designed to stand alone. Use in conjunction with returns and bridges.



**Post leg & panel leg
with modesty panel
Left Hand Desk**

48 x 60 x 20 x 22	RFDHML486020	\$1,406	128
48 x 66 x 20 x 22	RFDHML486620	\$1,487	136
48 x 72 x 20 x 22	RFDHML487220	\$1,508	144
48 x 60 x 24 x 20	RFDHML486024	\$1,406	128
48 x 66 x 24 x 20	RFDHML486624	\$1,487	136
48 x 72 x 24 x 20	RFDHML487224	\$1,508	144



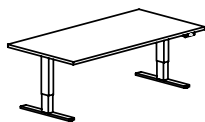
**Post leg & panel leg
with modesty panel
Right Hand Desk**

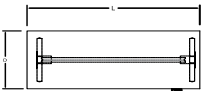
48 x 60 x 20 x 22	RFDHMR486020	\$1,406	128
48 x 66 x 20 x 22	RFDHMR486620	\$1,487	136
48 x 72 x 20 x 22	RFDHMR487220	\$1,508	144
48 x 60 x 24 x 20	RFDHMR486024	\$1,406	128
48 x 66 x 24 x 20	RFDHMR486624	\$1,487	136
48 x 72 x 24 x 20	RFDHMR487224	\$1,508	144

Specify:

- Black, white or silver for post leg finish.

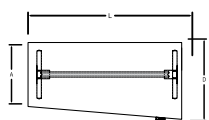
Sit To Stand Desks



	Size		Model #	List Price	Weight
	D	L x A			
Rectangular Surface 	30	x 60	RS2S3060	\$1,778	93
	30	x 66	RS2S3066	\$1,805	98
	30	x 72	RS2S3072	\$1,832	104
	36	x 60	RS2S3660	\$1,832	104
	36	x 66	RS2S3666	\$1,865	111
	36	x 72	RS2S3672	\$1,897	117

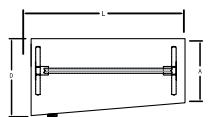
Controls can be mounted on the right or left, along user edge.

Tapered RH Surface



30 x 60 x 24	RS2ST306024R	\$1,778	93
30 x 66 x 24	RS2ST306624R	\$1,805	98
30 x 72 x 24	RS2ST307224R	\$1,832	104
36 x 60 x 30	RS2ST366030R	\$1,832	104
36 x 66 x 30	RS2ST366630R	\$1,865	111
36 x 72 x 30	RS2ST367230R	\$1,897	117

Tapered LH Surface

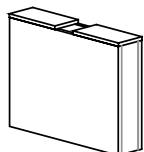


30 x 60 x 24	RS2ST306024L	\$1,778	93
30 x 66 x 24	RS2ST306624L	\$1,805	98
30 x 72 x 24	RS2ST307224L	\$1,832	104
36 x 60 x 30	RS2ST366030L	\$1,832	104
36 x 66 x 30	RS2ST366630L	\$1,865	111
36 x 72 x 30	RS2ST367230L	\$1,897	117

Specify:

- Silver, black or white for adjustable height leg finish.

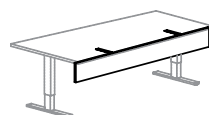
Table Leg Shroud



24 x 5 1/8 x 24	RS2SSH24	\$708	45
-----------------	----------	-------	----

Default finish: same as chassis on storage components.

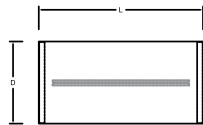
Modesty Panel



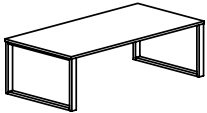
36 x 3/4 x 10	RMOD3610	\$292	17
48 x 3/4 x 10	RMOD4810	\$318	20
60 x 3/4 x 10	RMOD6010	\$372	24
66 x 3/4 x 10	RMOD6610	\$424	26
72 x 3/4 x 10	RMOD7210	\$424	28

Default finish: same as chassis on storage components.

O- Leg Desks



Rectangular Surface

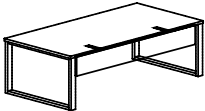


Size				
D x L	Model #	List Price	Weight	
24 x 48	RDROL2448	\$1,002	70	
24 x 60	RDROL2460	\$1,050	75	
24 x 66	RDROL2466	\$1,074	88	
24 x 72	RDROL2472	\$1,098	98	
30 x 60	RDROL3060	\$1,134	80	
30 x 66	RDROL3066	\$1,164	92	
30 x 72	RDROL3072	\$1,194	105	
36 x 60	RDROL3660	\$1,218	84	
36 x 66	RDROL3666	\$1,254	98	
36 x 72	RDROL3672	\$1,290	110	

Specify:

- Black, white or silver for o-leg finish.

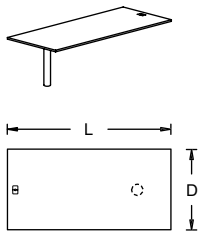
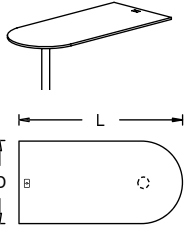
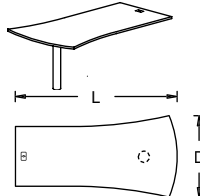
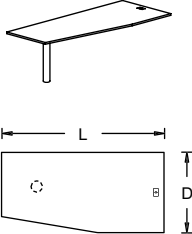
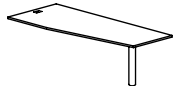
Modesty Panel



30 1/2 x 3/4 x 10	RMODO3110	\$292	17
42 1/2 x 3/4 x 10	RMODO4310	\$318	20
54 1/2 x 3/4 x 10	RMODO5510	\$372	24
60 1/2 x 3/4 x 10	RMODO6110	\$424	26
66 1/2 x 3/4 x 10	RMODO6710	\$424	28

Modesty panel fits between o-legs & attaches with steel "L" brackets to underside of worksurface.
Default finish: same as chassis on storage components.

Peninsula Worksurface / Runoff

	Size D x L x H	Model #	List Price	Weight
Rectangular Runoff 	24 x 60 x 29	RFRT2460	\$589	46
	30 x 60 x 29	RFRT3060	\$645	55
	36 x 60 x 29	RFRT3660	\$707	65
	24 x 66 x 29	RFRT2466	\$623	50
	30 x 66 x 29	RFRT3066	\$683	60
	36 x 66 x 29	RFRT3666	\$736	70
	24 x 72 x 29	RFRT2472	\$638	54
	30 x 72 x 29	RFRT3072	\$707	65
	36 x 72 x 29	RFRT3672	\$766	76
Bullet Runoff 	24 x 60 x 29	RFBT2460	\$652	45
	30 x 60 x 29	RFBT3060	\$714	54
	36 x 60 x 29	RFBT3660	\$773	64
	24 x 66 x 29	RFBT2466	\$685	49
	30 x 66 x 29	RFBT3066	\$744	58
	36 x 66 x 29	RFBT3666	\$808	68
	24 x 72 x 29	RFBT2472	\$700	52
	30 x 72 x 29	RFBT3072	\$773	63
	36 x 72 x 29	RFBT3672	\$838	73
Fan Shape Runoff 	30 x 60 x 24 x 29	RFFT3060	\$766	48
	36 x 60 x 30 x 29	RFFT3660	\$825	58
	30 x 66 x 24 x 29	RFFT3066	\$795	52
	36 x 66 x 30 x 29	RFFT3666	\$859	62
	30 x 72 x 24 x 29	RFFT3072	\$825	55
	36 x 72 x 30 x 29	RFFT3672	\$898	66
Wedge Runoff - LH Shown 	30 x 60 x 24 x 29	RFWT3060L	\$714	55
	36 x 60 x 30 x 29	RFWT3660L	\$773	65
	30 x 66 x 24 x 29	RFWT3066L	\$744	60
	36 x 66 x 30 x 29	RFWT3666L	\$808	70
	30 x 72 x 24 x 29	RFWT3072L	\$773	65
	36 x 72 x 30 x 29	RFWT3672L	\$838	76
Wedge Runoff - RH Shown 	30 x 60 x 24 x 29	RFWT3060R	\$714	55
	36 x 60 x 30 x 29	RFWT3660R	\$773	65
	30 x 66 x 24 x 29	RFWT3066R	\$744	60
	36 x 66 x 30 x 29	RFWT3666R	\$808	70
	30 x 72 x 24 x 29	RFWT3072R	\$773	65
	36 x 72 x 30 x 29	RFWT3672R	\$838	76



Bright Idea; Specify short T-leg option for worksurface support at the open end, over low storage components. See page 60 for options.

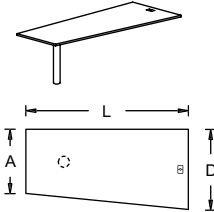
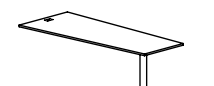
Features:

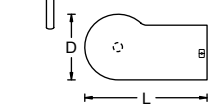

- Peninsula desks include flat brackets for attachment to adjacent worksurfaces. Stiffener bar is included where applicable. Post leg comes standard with peninsula desks.

Specify:

- Black, white or silver for post leg finish.

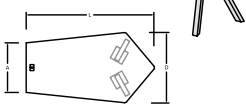
Peninsula Worksurface / Runoff

	Size D x L x A x H	Model #	List Price	Weight
Tapered Runoff LH Shown 	30 x 60 x 24 x 29	RFTT3060L	\$714	51
	36 x 60 x 30 x 29	RFTT3660L	\$773	61
	30 x 66 x 24 x 29	RFTT3066L	\$744	55
	36 x 66 x 30 x 29	RFTT3666L	\$808	66
	30 x 72 x 24 x 29	RFTT3072L	\$773	60
	36 x 72 x 30 x 29	RFTT3672L	\$838	71
Tapered Runoff RH Shown 	30 x 60 x 24 x 29	RFTT3060R	\$714	51
	36 x 60 x 30 x 29	RFTT3660R	\$773	61
	30 x 66 x 24 x 29	RFTT3066R	\$744	55
	36 x 66 x 30 x 29	RFTT3666R	\$808	66
	30 x 72 x 24 x 29	RFTT3072R	\$773	60
	36 x 72 x 30 x 29	RFTT3672R	\$838	7

P Desk Runoff LH Shown 	30 x 60 x 24 x 29	RFPT3060L	\$766	55
	36 x 60 x 30 x 29	RFPT3660L	\$780	65
	30 x 66 x 24 x 29	RFPT3066L	\$780	60
	36 x 66 x 30 x 29	RFPT3666L	\$817	70
	30 x 72 x 24 x 29	RFPT3072L	\$801	65
	36 x 72 x 30 x 29	RFPT3672L	\$851	74
P Desk Runoff RH Shown 	30 x 60 x 24 x 29	RFPT3060R	\$766	55
	36 x 60 x 30 x 29	RFPT3660R	\$780	65
	30 x 66 x 24 x 29	RFPT3066R	\$780	60
	36 x 66 x 30 x 29	RFPT3666R	\$817	70
	30 x 72 x 24 x 29	RFPT3072R	\$801	65
	36 x 72 x 30 x 29	RFPT3672R	\$851	74

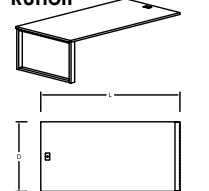
Specify:

- Black, white or silver for post leg finish.

Pentagon Runoff 	42 x 78 x 30 x 29	RPRO4278	\$1,578	125
	42 x 84 x 30 x 29	RPRO4284	\$1,578	133
	42 x 90 x 30 x 29	RPRO4290	\$1,668	141
	42 x 96 x 30 x 29	RPRO4296	\$1,668	148

Specify:

- Black, white or silver for the angled leg finish.

Rectangular O-Leg Runoff 	24 x 60 x 29	RRRO2460	\$642	60
	30 x 60 x 29	RRRO3060	\$718	72
	36 x 60 x 29	RRRO3660	\$732	83
	24 x 66 x 29	RRRO2466	\$648	65
	30 x 66 x 29	RRRO3066	\$780	77
	36 x 66 x 29	RRRO3666	\$864	90
	24 x 72 x 29	RRRO2472	\$648	69
	30 x 72 x 29	RRRO3072	\$780	83
	36 x 72 x 29	RRRO3672	\$864	90

See o-leg desk in desk section for modesty panel options.

Specify:

- Black, white or silver for o-leg finish.



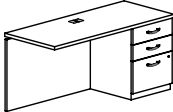


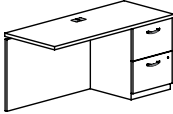
Bright Idea; Specify short T-leg option for worksurface support at the open end, over low storage components. See page 60 for options.

Features:

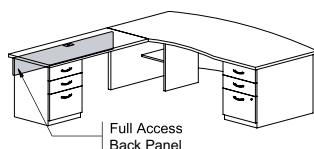
- Peninsula desks include flat brackets for attachment to adjacent worksurfaces. Stiffener bar is included where applicable. Post leg comes standard with peninsula desks.

File Storage Returns



	Size D x L x H	Model #	List Price	Weight
 RH Return Shown	20 x 30 x 29	RFROB2030	\$969	97
	20 x 36 x 29	RFROB2036	\$1,001	104
	20 x 42 x 29	RFROB2042	\$1,031	110
	20 x 48 x 29	RFROB2048	\$1,062	117
	24 x 30 x 29	RFROB2430	\$1,065	110
	24 x 36 x 29	RFROB2436	\$1,097	118
	24 x 42 x 29	RFROB2442	\$1,131	125
	24 x 48 x 29	RFROB2448	\$1,160	132
 LH Return Shown	20 x 30 x 29	RFRBO2030	\$969	97
	20 x 36 x 29	RFRBO2036	\$1,001	104
	20 x 42 x 29	RFRBO2042	\$1,031	110
	20 x 48 x 29	RFRBO2048	\$1,062	117
	24 x 30 x 29	RFRBO2430	\$1,065	110
	24 x 36 x 29	RFRBO2436	\$1,097	118
	24 x 42 x 29	RFRBO2442	\$1,131	125
	24 x 48 x 29	RFRBO2448	\$1,160	132
 <i>Bright Idea; Adding an acrylic screen is a great way to increase privacy.</i>	20 x 30 x 29	RFROF2030	\$969	95
	20 x 36 x 29	RFROF2036	\$1,001	101
	20 x 42 x 29	RFROF2042	\$1,031	108
	20 x 48 x 29	RFROF2048	\$1,062	114
	24 x 30 x 29	RFROF2430	\$1,065	108
	24 x 36 x 29	RFROF2436	\$1,097	115
	24 x 42 x 29	RFROF2442	\$1,131	122
	24 x 48 x 29	RFROF2448	\$1,160	130
 RH Return Shown	20 x 30 x 29	RFRFO2030	\$969	95
	20 x 36 x 29	RFRFO2036	\$1,001	101
	20 x 42 x 29	RFRFO2042	\$1,031	108
	20 x 48 x 29	RFRFO2048	\$1,062	114
	24 x 30 x 29	RFRFO2430	\$1,065	108
	24 x 36 x 29	RFRFO2436	\$1,097	115
	24 x 42 x 29	RFRFO2442	\$1,131	122
	24 x 48 x 29	RFRFO2448	\$1,160	130

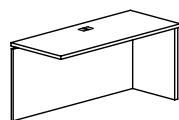
(Pricing includes standard pulls, for premium options see pg. 16)



Option:

- Full Access Return: The return has an 8" high back panel that allows access to the wall. No extra charge. Specify: **FAB** at the end of the return model number. Example: A 24 x 48 left hand return with a BBF pedestal and a full access back panel would have a model number of: RFRBO2448-FAB

Open Returns

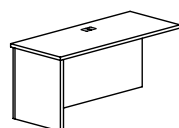


RH Return
Shown



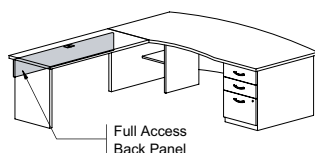
*Bright Idea;
Adding an acrylic
screen is a great way to
increase privacy.*

Size D x L x H	Model #	List Price	Weight
18 x 30 x 29	RFROP1830	\$414	48
18 x 36 x 29	RFROP1836	\$446	54
18 x 42 x 29	RFROP1842	\$479	60
18 x 48 x 29	RFROP1848	\$510	67
20 x 30 x 29	RFROP2030	\$431	51
20 x 36 x 29	RFROP2036	\$468	57
20 x 42 x 29	RFROP2042	\$501	64
20 x 48 x 29	RFROP2048	\$510	71
24 x 30 x 29	RFROP2430	\$464	57
24 x 36 x 29	RFROP2436	\$505	64
24 x 42 x 29	RFROP2442	\$542	71
24 x 48 x 29	RFROP2448	\$574	78



LH Return
Shown

18 x 30 x 29	RFRPO1830	\$414	48
18 x 36 x 29	RFRPO1836	\$446	54
18 x 42 x 29	RFRPO1842	\$479	60
18 x 48 x 29	RFRPO1848	\$510	67
20 x 30 x 29	RFRPO2030	\$431	51
20 x 36 x 29	RFRPO2036	\$468	57
20 x 42 x 29	RFRPO2042	\$501	64
20 x 48 x 29	RFRPO2048	\$510	71
24 x 30 x 29	RFRPO2430	\$464	57
24 x 36 x 29	RFRPO2436	\$505	64
24 x 42 x 29	RFRPO2442	\$542	71
24 x 48 x 29	RFRPO2448	\$574	78

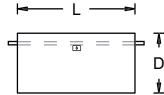


Full Access
Back Panel

Option:

- Full Access Return: The return has an 8" high back panel that allows access to the wall. No extra charge. Specify: **FAB** at the end of the return model number. Example: A 24 x 48 left hand return with a full access back panel would have a model number of: RFRPO2448-FAB

Rectangular Bridge



Size D x L x H	Model #	List Price	Weight
18 x 30 x 29	RFRB1830	\$331	34
18 x 36 x 29	RFRB1836	\$361	40
18 x 42 x 29	RFRB1842	\$387	47
18 x 48 x 29	RFRB1848	\$417	53
18 x 54 x 29	RFRB1854	\$582	61
18 x 60 x 29	RFRB1860	\$619	67
18 x 66 x 29	RFRB1866	\$655	74
18 x 72 x 29	RFRB1872	\$685	80
18 x 78 x 29	RFRB1878	\$733	86
18 x 84 x 29	RFRB1884	\$770	92
18 x 90 x 29	RFRB1890	\$814	99
18 x 96 x 29	RFRB1896	\$847	105
20 x 30 x 29	RFRB2030	\$339	36
20 x 36 x 29	RFRB2036	\$370	42
20 x 42 x 29	RFRB2042	\$395	49
20 x 48 x 29	RFRB2048	\$424	55
20 x 54 x 29	RFRB2054	\$589	64
20 x 60 x 29	RFRB2060	\$626	71
20 x 66 x 29	RFRB2066	\$663	77
20 x 72 x 29	RFRB2072	\$692	84
20 x 78 x 29	RFRB2078	\$741	90
20 x 84 x 29	RFRB2084	\$778	97
20 x 90 x 29	RFRB2090	\$822	103
20 x 96 x 29	RFRB2096	\$854	110
24 x 30 x 29	RFRB2430	\$353	39
24 x 36 x 29	RFRB2436	\$384	46
24 x 42 x 29	RFRB2442	\$409	53
24 x 48 x 29	RFRB2448	\$439	60
24 x 54 x 29	RFRB2454	\$608	70
24 x 60 x 29	RFRB2460	\$645	77
24 x 66 x 29	RFRB2466	\$682	84
24 x 72 x 29	RFRB2472	\$722	91
24 x 78 x 29	RFRB2478	\$773	98
24 x 84 x 29	RFRB2484	\$810	106
24 x 90 x 29	RFRB2490	\$859	113
24 x 96 x 29	RFRB2496	\$891	120



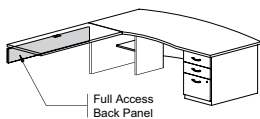
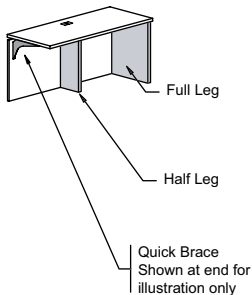
FYI; Bridge returns with unsupported spans longer than 42" will need a worksurface support. A file pedestal, half leg or quick brace can be used.



FYI; 96" Long bridges have a two piece back panel.



FYI; Installation Note: When adding a full leg or file pedestal at the end of a bridge, the back panel should be installed flush with the end of the top.



Worksurface Supports Options:

Use an end panel to finish off the end of a bridge when a file pedestal or adjacent component is not needed.

	Model #	List Price	Weight
Full end panel for 18" deep returns, specify:	RFREP18	\$133	14
Full end panel for 20" deep returns, specify:	RFREP20	\$140	15
Full end panel for 24" deep returns, specify:	RFREP24	\$155	18

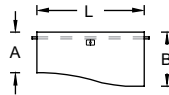
Use a half leg or quick brace to support worksurfaces on spans longer than 42" when a file pedestal is not needed. Brace or leg should be located as close to on center as possible. On 96" units with no pedestal option used, two legs or quick braces are recommended.

Half leg support for 18" deep returns, specify:	RFRSP8	\$59	8
Half leg support for 20" & 24" deep returns, specify:	RFRSP10	\$63	8
Black steel Quick Brace support for all returns - specify:	RQ-Brace	\$140	2

Options:

- Bridges can be cut to custom lengths at no additional charge, use next largest size for pricing and specify "CL" at the end of the model number and indicate the preferred length dimension in the description.
- Full Access Bridge: The bridge has an 8" high back panel that allows access to the wall. Specify: **FAB** at the end of the bridge model number. Example: A 24 x 48 bridge return with a full access back panel would have a model number of: RFRB2448-FAB

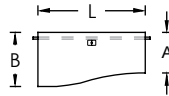
Transition Bridges



Size A x B x L	Model #	List Price	Weight
18 x 20 x 30	RFRCCR182030	\$365	36
18 x 20 x 36	RFRCCR182036	\$395	42
18 x 20 x 42	RFRCCR182042	\$424	49
18 x 20 x 48	RFRCCR182048	\$454	55
18 x 24 x 30	RFRCCR182430	\$376	39
18 x 24 x 36	RFRCCR182436	\$405	46
18 x 24 x 42	RFRCCR182442	\$439	53
18 x 24 x 48	RFRCCR182448	\$468	60
20 x 24 x 30	RFRCCR202430	\$376	39
20 x 24 x 36	RFRCCR202436	\$405	46
20 x 24 x 42	RFRCCR202442	\$439	53
20 x 24 x 48	RFRCCR202448	\$468	60



Bright Idea:
Adding an acrylic screen is a great way to increase privacy.



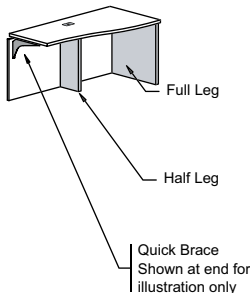
18 x 20 x 30	RFRCL182030	\$365	36
18 x 20 x 36	RFRCL182036	\$395	42
18 x 20 x 42	RFRCL182042	\$424	49
18 x 20 x 48	RFRCL182048	\$454	55
18 x 24 x 30	RFRCL182430	\$376	39
18 x 24 x 36	RFRCL182436	\$405	46
18 x 24 x 42	RFRCL182442	\$439	53
18 x 24 x 48	RFRCL182448	\$468	60
20 x 24 x 30	RFRCL202430	\$376	39
20 x 24 x 36	RFRCL202436	\$405	46
20 x 24 x 42	RFRCL202442	\$439	53
20 x 24 x 48	RFRCL202448	\$468	60



FYI; Installation Note:
When adding a full leg or file pedestal at the end of a bridge, the back panel should be installed flush with the end of the top.

Worksurface Supports Options:

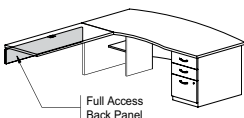
Use an end panel to finish off the end of a bridge when a file pedestal or adjacent component is not needed.



	Model #	List Price	Weight
Full end panel for 18" deep returns, specify:	RFREP18	\$133	14
Full end panel for 20" deep returns, specify:	RFREP20	\$140	15
Full end panel for 24" deep returns, specify:	RFREP24	\$155	18

Use a half leg or quick brace to support worksurfaces on spans longer than 42" when a file pedestal is not needed. Brace or leg should be located as close to on center as possible. On 96" units with no pedestal option used, two legs or quick braces are recommended.

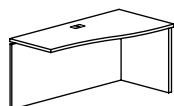
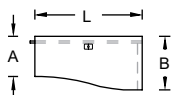
Half leg support for 18" deep returns, specify:	RFRSP8	\$59	8
Half leg support for 20" & 24" deep returns, specify:	RFRSP10	\$63	8
Black steel Quick Brace support for all returns - specify:	RQ-Brace	\$140	2



Options:

- Bridges can be cut to custom lengths at no additional charge, use next largest size for pricing and specify "CL" at the end of the model number and indicate the preferred length dimension in the description. Consult factory for limitations.
- Full Access Bridge: The bridge has an 8" high back panel that allows access to the wall. No extra charge. Specify: **FAB** at the end of the bridge model number. Example: A 20 x 24 x 48 left bridge with a full access back panel would have a model number of: RFRCL202448-FAB

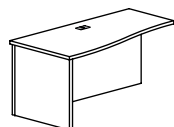
Transition Open Returns



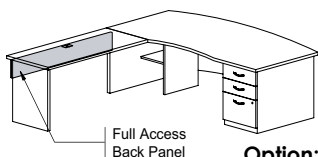
Right Hand
Open Return



*Bright Idea;
Adding an acrylic
screen is a great
way to increase
privacy.*

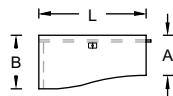


Left Hand
Open Return



Full Access
Back Panel

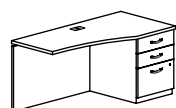
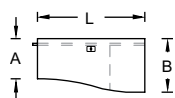
Size A x B x L	Model #	List Price	Weight
18 x 20 x 30	RFCOP182030	\$461	51
18 x 20 x 36	RFCOP182036	\$493	57
18 x 20 x 42	RFCOP182042	\$530	64
18 x 20 x 48	RFCOP182048	\$564	71
18 x 24 x 30	RFCOP182430	\$493	57
18 x 24 x 36	RFCOP182436	\$530	64
18 x 24 x 42	RFCOP182442	\$571	71
18 x 24 x 48	RFCOP182448	\$604	78
20 x 24 x 30	RFCOP202430	\$493	57
20 x 24 x 36	RFCOP202436	\$530	64
20 x 24 x 42	RFCOP202442	\$571	71
20 x 24 x 48	RFCOP202448	\$604	78
18 x 20 x 30	RFCPO182030	\$461	51
18 x 20 x 36	RFCPO182036	\$493	57
18 x 20 x 42	RFCPO182042	\$530	64
18 x 20 x 48	RFCPO182048	\$564	71
18 x 24 x 30	RFCPO182430	\$493	57
18 x 24 x 36	RFCPO182436	\$530	64
18 x 24 x 42	RFCPO182442	\$571	71
18 x 24 x 48	RFCPO182448	\$604	78
20 x 24 x 30	RFCPO202430	\$493	57
20 x 24 x 36	RFCPO202436	\$530	64
20 x 24 x 42	RFCPO202442	\$571	71
20 x 24 x 48	RFCPO202448	\$604	78



Option:

- Full Access Return: The return has an 8" high back panel that allows access to the wall. No extra charge. Specify: **FAB** at the end of the return model number. Example: A 20 x 24 x 48 left hand return with a full access back panel would have a model number of: RFCPO202448-FAB

Transition File Storage Returns


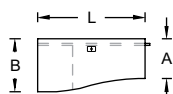


RH BBF Return
Shown



*Bright Idea;
Adding an acrylic
screen is a great
way to increase
privacy.*

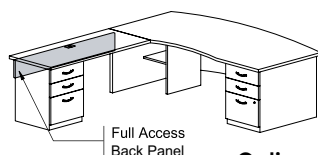
Size				
A x B x L	Model #	List Price	Weight	
18 x 20 x 30	RFRCOB182030	\$998	97	
18 x 20 x 36	RFRCOB182036	\$1,031	104	
18 x 20 x 42	RFRCOB182042	\$1,060	110	
18 x 20 x 48	RFRCOB182048	\$1,090	117	
18 x 24 x 30	RFRCOB182430	\$1,090	110	
18 x 24 x 36	RFRCOB182436	\$1,124	118	
18 x 24 x 42	RFRCOB182442	\$1,156	125	
18 x 24 x 48	RFRCOB182448	\$1,190	132	
20 x 24 x 30	RFRCOB202430	\$1,090	110	
20 x 24 x 36	RFRCOB202436	\$1,124	118	
20 x 24 x 42	RFRCOB202442	\$1,156	125	
20 x 24 x 48	RFRCOB202448	\$1,190	132	



LH BBF Return
Shown

18 x 20 x 30	RFRCBO182030	\$998	97
18 x 20 x 36	RFRCBO182036	\$1,031	104
18 x 20 x 42	RFRCBO182042	\$1,060	110
18 x 20 x 48	RFRCBO182048	\$1,090	117
18 x 24 x 30	RFRCBO182430	\$1,090	110
18 x 24 x 36	RFRCBO182436	\$1,124	118
18 x 24 x 42	RFRCBO182442	\$1,156	125
18 x 24 x 48	RFRCBO182448	\$1,190	132
20 x 24 x 30	RFRCBO202430	\$1,090	110
20 x 24 x 36	RFRCBO202436	\$1,124	118
20 x 24 x 42	RFRCBO202442	\$1,156	125
20 x 24 x 48	RFRCBO202448	\$1,190	132

(Pricing includes standard pulls, for premium options see pg. 16)

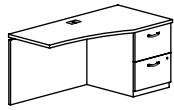
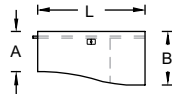


Full Access
Back Panel

Option:

- Full Access Return: The return has an 8" high back panel that allows access to the wall. No extra charge. Specify: **FAB** at the end of the return model number. Example: A 20 x 24 x 48 left hand return with a BBF pedestal and a full access back panel would have a model number of: RFRCBO202448-FAB

Transition File Storage Returns



RH FF Return
Shown

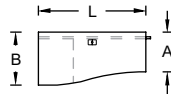


*Bright Idea;
Adding an acrylic
screen is a great
way to increase
privacy.*

Size A x B x L	Model #	List Price	Weight
18 x 20 x 30	RFRCOF182030	\$998	94
18 x 20 x 36	RFRCOF182036	\$1,031	101
18 x 20 x 42	RFRCOF182042	\$1,060	108
18 x 20 x 48	RFRCOF182048	\$1,090	114
18 x 24 x 30	RFRCOF182430	\$1,090	108
18 x 24 x 36	RFRCOF182436	\$1,124	115
18 x 24 x 42	RFRCOF182442	\$1,156	122
18 x 24 x 48	RFRCOF182448	\$1,190	129
20 x 24 x 30	RFRCOF202430	\$1,090	108
20 x 24 x 36	RFRCOF202436	\$1,124	115
20 x 24 x 42	RFRCOF202442	\$1,156	122
20 x 24 x 48	RFRCOF202448	\$1,190	129

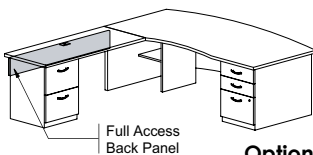


LH FF Return
Shown



18 x 20 x 30	RFRCOF182030	\$998	94
18 x 20 x 36	RFRCOF182036	\$1,031	101
18 x 20 x 42	RFRCOF182042	\$1,060	108
18 x 20 x 48	RFRCOF182048	\$1,090	114
18 x 24 x 30	RFRCOF182430	\$1,090	108
18 x 24 x 36	RFRCOF182436	\$1,124	115
18 x 24 x 42	RFRCOF182442	\$1,156	122
18 x 24 x 48	RFRCOF182448	\$1,190	129
20 x 24 x 30	RFRCOF202430	\$1,090	108
20 x 24 x 36	RFRCOF202436	\$1,124	115
20 x 24 x 42	RFRCOF202442	\$1,156	122
20 x 24 x 48	RFRCOF202448	\$1,190	129

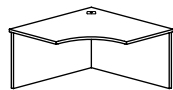
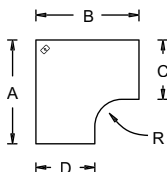
(Pricing includes standard pulls, for premium options see pg. 16)



Option:

- Full Access Return: The return has an 8" high back panel that allows access to the wall. No extra charge. Specify: **FAB** at the end of the return model number. Example: A 20 x 24 x 48 left hand return with a FF pedestal and a full access back panel would have a model number of: RFRCOF202448-FAB

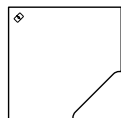
Corner Tables



FYI; Corner tables are not designed to stand alone. Use in conjunction with returns.

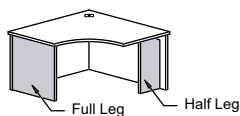
Size				R	Model #	List Price	Weight
A	x B	x C	x D				
36	x 36	x 18	x 18	17	RFRC36361818	\$733	89
36	x 36	x 18	x 20	15	RFRC36361820	\$733	89
36	x 36	x 18	x 24	11	RFRC36361824	\$733	89
36	x 36	x 20	x 18	15	RFRC36362018	\$733	89
36	x 36	x 20	x 20	15	RFRC36362020	\$733	89
36	x 36	x 20	x 24	11	RFRC36362024	\$733	89
36	x 36	x 24	x 18	11	RFRC36362418	\$733	89
36	x 36	x 24	x 20	11	RFRC36362420	\$733	89
36	x 36	x 24	x 24	11	RFRC36362424	\$733	89
42	x 42	x 18	x 18	17	RFRC42421818	\$807	110
42	x 42	x 18	x 20	17	RFRC42421820	\$807	110
42	x 42	x 18	x 24	17	RFRC42421824	\$807	110
42	x 42	x 20	x 18	17	RFRC42422018	\$807	110
42	x 42	x 20	x 20	17	RFRC42422020	\$807	110
42	x 42	x 20	x 24	17	RFRC42422024	\$807	110
42	x 42	x 24	x 18	17	RFRC42422418	\$807	110
42	x 42	x 24	x 20	17	RFRC42422420	\$807	110
42	x 42	x 24	x 24	17	RFRC42422424	\$807	110

Option: SCT
Straight inside corner top.



Option:

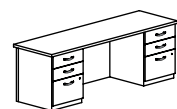
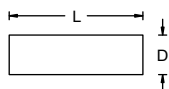
- Straight inside corner versus a standard curved inside corner. No extra charge. Specify **SCT** at the end of the model number.



D x H	Model #	List Price	Weight
Half Panel Leg			
8 x 27-1/2	RFRSP8	\$59	8
10 x 27-1/2	RFRSP10	\$63	8
<i>Use an 8" leg at 18" deep locations and a 10" leg at 20" and 24" deep locations. Half legs have a scallop at the top back for wire management.</i>			

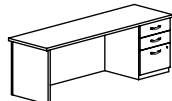
D x H	Model #	List Price	Weight
Full End Panel Leg			
18 x 27-1/2	RFRCEP18	\$133	14
20 x 27-1/2	RFRCEP20	\$140	15
24 x 27-1/2	RFRCEP24	\$155	18

Kneespace Credenzas

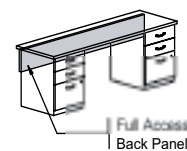


Size D x L x H	Model #	List Price	Weight
20 x 60 x 29	RFCBB2060	\$1,897	189
20 x 66 x 29	RFCBB2066	\$1,919	196
20 x 72 x 29	RFCBB2072	\$1,937	202
24 x 60 x 29	RFCBB2460	\$1,914	216
24 x 66 x 29	RFCBB2466	\$1,944	223
24 x 72 x 29	RFCBB2472	\$1,995	230
20 x 60 x 29	RFCFB2060	\$1,897	186
20 x 66 x 29	RFCFB2066	\$1,919	193
20 x 72 x 29	RFCFB2072	\$1,937	200
24 x 60 x 29	RFCFB2460	\$1,914	213
24 x 66 x 29	RFCFB2466	\$1,944	220
24 x 72 x 29	RFCFB2472	\$1,995	228
20 x 60 x 29	RFCBF2060	\$1,897	186
20 x 66 x 29	RFCBF2066	\$1,919	193
20 x 72 x 29	RFCBF2072	\$1,937	200
24 x 60 x 29	RFCBF2460	\$1,914	213
24 x 66 x 29	RFCBF2466	\$1,944	220
24 x 72 x 29	RFCBF2472	\$1,995	228
20 x 60 x 29	RFCFF2060	\$1,897	184
20 x 66 x 29	RFCFF2066	\$1,919	190
20 x 72 x 29	RFCFF2072	\$1,937	197
24 x 60 x 29	RFCFF2460	\$1,914	211
24 x 66 x 29	RFCFF2466	\$1,944	218
24 x 72 x 29	RFCFF2472	\$1,995	225

Single Pedestal Credenzas



20 x 60 x 29	RFCPB2060	\$1,244	145
20 x 66 x 29	RFCPB2066	\$1,278	152
20 x 72 x 29	RFCPB2072	\$1,308	158
24 x 60 x 29	RFCPB2460	\$1,367	165
24 x 66 x 29	RFCPB2466	\$1,411	172
24 x 72 x 29	RFCPB2472	\$1,443	179
20 x 60 x 29	RFCBP2060	\$1,244	145
20 x 66 x 29	RFCBP2066	\$1,278	152
20 x 72 x 29	RFCBP2072	\$1,308	158
24 x 60 x 29	RFCBP2460	\$1,367	165
24 x 66 x 29	RFCBP2466	\$1,411	172
24 x 72 x 29	RFCBP2472	\$1,443	179
20 x 60 x 29	RFCPF2060	\$1,244	143
20 x 66 x 29	RFCPF2066	\$1,278	149
20 x 72 x 29	RFCPF2072	\$1,308	156
24 x 60 x 29	RFCPF2460	\$1,367	162
24 x 66 x 29	RFCPF2466	\$1,411	169
24 x 72 x 29	RFCPF2472	\$1,443	177
20 x 60 x 29	RFCFP2060	\$1,244	143
20 x 66 x 29	RFCFP2066	\$1,278	149
20 x 72 x 29	RFCFP2072	\$1,308	156
24 x 60 x 29	RFCFP2460	\$1,367	162
24 x 66 x 29	RFCFP2466	\$1,411	169
24 x 72 x 29	RFCFP2472	\$1,443	177



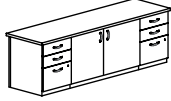
Option:

Full Access Credenza:
The credenza has an 8" high back panel that allows access to the wall.
Specify: **FAB** at the end on the credenza model number. Example:
A 20 x 72 credenza with two BBF pedestals and a full access back panel would have a model number of:
RFCBB2072-FAB.

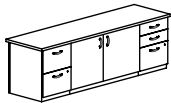
(Pricing includes standard pulls, for premium options see pg. 16)

(Pricing includes standard pulls, for premium options see pg. 16)

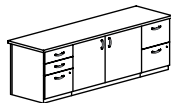
Full Storage Credenzas



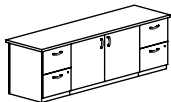
Size D x L x H	Model #	List Price	Weight
20 x 60 x 29	RFCBSB2060	\$2,007	274
20 x 66 x 29	RFCBSB2066	\$2,051	293
20 x 72 x 29	RFCBSB2072	\$2,073	323
24 x 60 x 29	RFCBSB2460	\$2,081	310
24 x 66 x 29	RFCBSB2466	\$2,121	330
24 x 72 x 29	RFCBSB2472	\$2,140	364



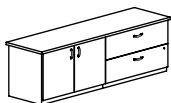
20 x 60 x 29	RFCFSB2060	\$2,007	271
20 x 66 x 29	RFCFSB2066	\$2,051	290
20 x 72 x 29	RFCFSB2072	\$2,073	320
24 x 60 x 29	RFCFSB2460	\$2,081	307
24 x 66 x 29	RFCFSB2466	\$2,121	328
24 x 72 x 29	RFCFSB2472	\$2,140	361



20 x 60 x 29	RFCBSF2060	\$2,007	271
20 x 66 x 29	RFCBSF2066	\$2,051	290
20 x 72 x 29	RFCBSF2072	\$2,073	320
24 x 60 x 29	RFCBSF2460	\$2,081	307
24 x 66 x 29	RFCBSF2466	\$2,121	328
24 x 72 x 29	RFCBSF2472	\$2,140	361



20 x 60 x 29	RFCFSF2060	\$2,007	294
20 x 66 x 29	RFCFSF2066	\$2,051	313
20 x 72 x 29	RFCFSF2072	\$2,073	343
24 x 60 x 29	RFCFSF2460	\$2,081	305
24 x 66 x 29	RFCFSF2466	\$2,121	325
24 x 72 x 29	RFCFSF2472	\$2,140	359



20 x 60 x 29	RFCSL2060	\$1,937	246
20 x 66 x 29	RFCSL2066	\$1,978	265
20 x 72 x 29	RFCSL2072	\$1,992	272
24 x 60 x 29	RFCSL2460	\$1,988	262
24 x 66 x 29	RFCSL2466	\$2,022	282
24 x 72 x 29	RFCSL2472	\$2,044	289



20 x 60 x 29	RFCLS2060	\$1,937	246
20 x 66 x 29	RFCLS2066	\$1,978	265
20 x 72 x 29	RFCLS2072	\$1,992	272
24 x 60 x 29	RFCLS2460	\$1,988	262
24 x 66 x 29	RFCLS2466	\$2,022	282
24 x 72 x 29	RFCLS2472	\$2,044	289



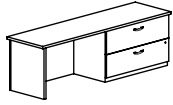
Bright Idea: Add a door lock for \$133.00. One lock can secure two doors. Model # DLOCK-B (Black), DLOCK-S (Silver).

Features:

- Storage credenzas with doors have 1) adjustable shelf per section. Shelf is 14" deep. 60" and 66" Credenzas have 30" lateral files. 72" credenzas have 36" lateral files.

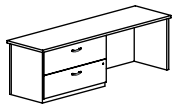
(Pricing includes standard pulls, for premium options see pg. 16)

Lateral File Credenzas

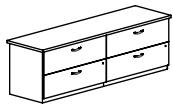


Size D x L x H	Model #	List Price	Weight
20 x 60 x 29	RFCPL2060	\$1,529	180
20 x 66 x 29	RFCPL2066	\$1,613	187
20 x 72 x 29	RFCPL2072	\$1,694	194
24 x 60 x 29	RFCPL2460	\$1,573	190
24 x 66 x 29	RFCPL2466	\$1,649	197
24 x 72 x 29	RFCPL2472	\$1,727	204

60" and 66" Credenzas have 30" lateral files. 72" credenzas have 36" lateral files.



20 x 60 x 29	RFCLP2060	\$1,529	180
20 x 66 x 29	RFCLP2066	\$1,613	187
20 x 72 x 29	RFCLP2072	\$1,694	194
24 x 60 x 29	RFCLP2460	\$1,573	190
24 x 66 x 29	RFCLP2466	\$1,649	197
24 x 72 x 29	RFCLP2472	\$1,727	204



20 x 60 x 29	RFCLL2060	\$2,206	257
20 x 72 x 29	RFCLL2072	\$2,287	270
24 x 60 x 29	RFCLL2460	\$2,283	263
24 x 72 x 29	RFCLL2472	\$2,339	278

Two Door Credenzas



42" & 48" cabinets have a center divider inside.

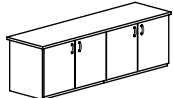
1) 14" deep adjustable shelf per side.

18 x 30 x 29	RFCSS1830	\$792	95
18 x 36 x 29	RFCSS1836	\$844	112
18 x 42 x 29	RFCSS1842	\$1,168	130
18 x 48 x 29	RFCSS1848	\$1,264	158
20 x 30 x 29	RFCSS2030	\$851	110
20 x 36 x 29	RFCSS2036	\$903	118
20 x 42 x 29	RFCSS2042	\$1,234	137
20 x 48 x 29	RFCSS2048	\$1,333	167
24 x 30 x 29	RFCSS2430	\$910	123
24 x 36 x 29	RFCSS2436	\$965	130
24 x 42 x 29	RFCSS2442	\$1,315	151
24 x 48 x 29	RFCSS2448	\$1,414	184



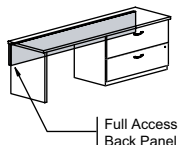
Bright Idea; Add a door lock for \$133.00. One lock can secure two doors Model # DLOCK-B (Black), DLOCK-S (Silver)

Four Door Credenzas



1) 14" deep adjustable shelf per side.

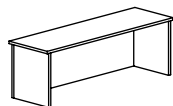
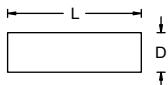
18 x 60 x 29	RFCSS1860	\$1,713	190
18 x 66 x 29	RFCSS1866	\$1,767	207
18 x 72 x 29	RFCSS1872	\$1,786	224
20 x 60 x 29	RFCSS2060	\$1,730	220
20 x 66 x 29	RFCSS2066	\$1,797	228
20 x 72 x 29	RFCSS2072	\$1,823	236
24 x 60 x 29	RFCSS2460	\$1,819	246
24 x 66 x 29	RFCSS2466	\$1,875	254
24 x 72 x 29	RFCSS2472	\$1,897	260



Option:

- Full Access Credenza: The credenza has an 8" high back panel that allows access to the wall. Specify: **FAB** at the end on the credenza model number. Example: A 20 x 72 credenza with a RH lateral file cabinet and a full access back panel would have a model number of: RFCPL2072-FAB.

Open Credenzas



Size D x L x H	Model #	List Price	Weight
20 x 30 x 29	RFCPP2030	\$501	64
20 x 36 x 29	RFCPP2036	\$530	70
20 x 42 x 29	RFCPP2042	\$545	77
20 x 48 x 29	RFCPP2048	\$579	84
20 x 54 x 29	RFCPP2054	\$638	90
20 x 60 x 29	RFCPP2060	\$682	97
20 x 66 x 29	RFCPP2066	\$697	103
20 x 72 x 29	RFCPP2072	\$729	110
20 x 78 x 29	RFCPP2078	\$851	114
20 x 84 x 29	RFCPP2084	\$940	120
20 x 90 x 29	RFCPP2090	\$1,001	127
20 x 96 x 29	RFCPP2096	\$1,075	133



Bright Idea;
Need a grommet or
undercounter storage?

24 x 30 x 29	RFCPP2430	\$501	73
24 x 36 x 29	RFCPP2436	\$542	80
24 x 42 x 29	RFCPP2442	\$574	87
24 x 48 x 29	RFCPP2448	\$611	94
24 x 54 x 29	RFCPP2454	\$682	102
24 x 60 x 29	RFCPP2460	\$714	109
24 x 66 x 29	RFCPP2466	\$741	116
24 x 72 x 29	RFCPP2472	\$770	123
24 x 78 x 29	RFCPP2478	\$891	128
24 x 84 x 29	RFCPP2484	\$984	135
24 x 90 x 29	RFCPP2490	\$1,050	142
24 x 96 x 29	RFCPP2496	\$1,124	149



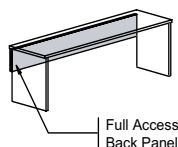
FYI; Back panels are re-
cessed 1-1/4" on 20", 24"
& 30" deep credenzas.
7-1/4" Recess on 36"
deep credenzas.

30 x 36 x 29	RFCPP3036	\$667	92
30 x 42 x 29	RFCPP3042	\$714	101
30 x 48 x 29	RFCPP3048	\$748	108
30 x 54 x 29	RFCPP3054	\$803	116
30 x 60 x 29	RFCPP3060	\$829	127
30 x 66 x 29	RFCPP3066	\$881	135
30 x 72 x 29	RFCPP3072	\$903	143
30 x 78 x 29	RFCPP3078	\$976	149
30 x 84 x 29	RFCPP3084	\$1,046	156
30 x 90 x 29	RFCPP3090	\$1,116	165
30 x 96 x 29	RFCPP3096	\$1,197	173



FYI; Half depth
mid table support
panels are includ-
ed when appli-
cable.

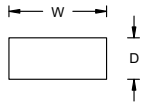
36 x 60 x 29	RFCPP3660	\$954	143
36 x 72 x 29	RFCPP3672	\$1,043	161



Option:

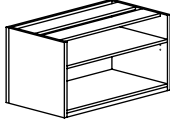
- Full Access Credenza: The credenza has an 8" high back panel that allows access to the wall. Specify: **FAB** at the end on the credenza model number. Example: A 20 x 72 credenza shell with a full access back panel would have a model number of: RFCPP2072-FAB.

LOW PROFILE STORAGE



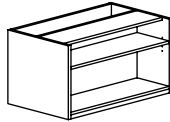
All Low Profile Storage options require a top, see next page. Overall height with standard HPL top is 22^{1/4}" high.
(Where applicable- pricing includes standard pulls, for premium options see "Accessories" page.)

OPEN STORAGE



Size D x W x H	Model #	List Price	Weight
18 5/8 x 24 x 21	RFLSB2024	\$454	44
22-5/8 x 24 x 21	RFLSB2424	\$508	54
18 5/8 x 30 x 21	RFLSB2030	\$530	51
22-5/8 x 30 x 21	RFLSB2430	\$596	63
18 5/8 x 36 x 21	RFLSB2036	\$601	58
22-5/8 x 36 x 21	RFLSB2436	\$648	71


OPEN STORAGE WITH RECESSED BACK



18-5/8 x 30 x 21	RFLSB2030-RB	\$592.00	51
18-5/8 x 36 x 21	RFLSB2036-RB	\$662.00	58

- Adjust shelf at highest point (as shown) to create 12" bottom clearance for binders or center on height.
- Recessed Back is inset to allow for S2S leg at back, sides are full depth, storage area is 11" deep.

OPEN / LATERAL FILE



19 1/2 x 30 x 21	RFLSL2030	\$998	77
23-1/2 x 30 x 21	RFLSL2430	\$1,065	89
19 1/2 x 36 x 21	RFLSL2036	\$1,068	87
23-1/2 x 36 x 21	RFLSL2436	\$1,138	100

- Lateral file at the bottom with open storage above.
- Open storage section is 5-1/4" inside clear.
- Locking

BOX / LATERAL FILE



19 1/2 x 30 x 21	RFLSBL2030	\$998	77
23-1/2 x 30 x 21	RFLSBL2430	\$1,065	89
19 1/2 x 36 x 21	RFLSBL2036	\$1,068	87
23-1/2 x 36 x 21	RFLSBL2436	\$1,138	100

- Lateral file at the bottom with drawer storage above.
- Locking

STORAGE CABINET



19 1/2 x 24 x 21	RFLSC2024	\$567	56
23-1/2 x 24 x 21	RFLSC2424	\$626	66
19 1/2 x 30 x 21	RFLSC2030	\$630	67
23-1/2 x 30 x 21	RFLSC2430	\$692	79
19 1/2 x 36 x 21	RFLSC2036	\$697	75
23-1/2 x 36 x 21	RFLSC2436	\$763	88

- Add double door lock. Model # DLOCK-B (Black), DLOCK-S (Silver): \$133.00
- Adjustable shelf inside.

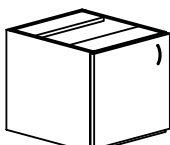
BOX / FILE PEDESTAL



15-3/4 X 19-1/2 X 21	RFBF1620	\$778.00	45
----------------------	----------	----------	----

- Pencil tray in box drawer.
- Hanging file rails in bottom drawer.
- Locking

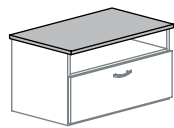
SINGLE DOOR CABINET



15-3/4 X 19-1/2 X 21	RFLSC1620L	\$584.00	41
15-3/4 X 19-1/2 X 21	RFLSC1620R	\$584.00	41

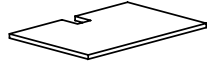


- LEFT: Door is hinged on the left / 1 Adjustable Shelf / Full back panel
- RIGHT: Door is hinged on the right / 1 Adjustable Shelf / Full back panel
- Add single door lock in Black or Silver. Model # DLOCK-B (Black), DLOCK-S (Silver): \$133.00

Tops for Low Profile Storage Cabinets




Size				
D x L x Th	Model #	List Price	Weight	
18 x 24 x 1-1/4	RFLST1824	\$159	12	
18 x 30 x 1-1/4	RFLST1830	\$169	14	
18 x 36 x 1-1/4	RFLST1836	\$191	17	
18 x 48 x 1-1/4	RFLST1848	\$240	23	
18 x 54 x 1-1/4	RFLST1854	\$277	26	
18 x 60 x 1-1/4	RFLST1860	\$292	29	
18 x 66 x 1-1/4	RFLST1866	\$317	32	
18 x 72 x 1-1/4	RFLST1872	\$328	34	
18 x 78 x 1-1/4	RFLST1878	\$365	37	
18 x 84 x 1-1/4	RFLST1884	\$390	40	
18 x 90 x 1-1/4	RFLST1890	\$427	43	
18 x 96 x 1-1/4	RFLST1896	\$446	46	
24 x 24 x 1-1/4	RFLST2424	\$177	15	
24 x 30 x 1-1/4	RFLST2430	\$188	19	
24 x 36 x 1-1/4	RFLST2436	\$206	23	
24 x 48 x 1-1/4	RFLST2448	\$269	31	
24 x 54 x 1-1/4	RFLST2454	\$306	34	
24 x 60 x 1-1/4	RFLST2460	\$331	38	
24 x 66 x 1-1/4	RFLST2466	\$365	42	
24 x 72 x 1-1/4	RFLST2472	\$376	46	
24 x 78 x 1-1/4	RFLST2478	\$412	49	
24 x 84 x 1-1/4	RFLST2484	\$434	53	
24 x 90 x 1-1/4	RFLST2490	\$471	57	
24 x 96 x 1-1/4	RFLST2496	\$490	61	

Tops for Low Profile Storage Cabinets with Sit to Stand Desks | center, left or right notch options

	Size			
	D x L x Th	Model #	List Price	Weight
Center Notch 	20 x 30 x 1-1/4	RTLPSNC3020	\$403	15
	24 x 30 x 1-1/4	RTLPSNC3024	\$403	23
	20 x 36 x 1-1/4	RTLPSNC3620	\$427	23
	24 x 36 x 1-1/4	RTLPSNC3624	\$427	27
Left Notch 	20 x 36 x 1-1/4	RTLPSNL3620	\$427	23
	24 x 36 x 1-1/4	RTLPSNL3624	\$427	27
	20 x 60 x 1-1/4	RTLPSNL6020	\$536	38
	24 x 60 x 1-1/4	RTLPSNL6024	\$536	45
	20 x 66 x 1-1/4	RTLPSNL6620	\$560	42
	24 x 66 x 1-1/4	RTLPSNL6624	\$560	50
	20 x 72 x 1-1/4	RTLPSNL7220	\$586	45
	24 x 72 x 1-1/4	RTLPSNL7224	\$586	54
Right Notch 	20 x 36 x 1-1/4	RTLPSNR3620	\$427	23
	24 x 36 x 1-1/4	RTLPSNR3624	\$427	27
	20 x 60 x 1-1/4	RTLPSNR6020	\$536	38
	24 x 60 x 1-1/4	RTLPSNR6024	\$536	45
	20 x 66 x 1-1/4	RTLPSNR6620	\$560	42
	24 x 66 x 1-1/4	RTLPSNR6624	\$560	50
	20 x 72 x 1-1/4	RTLPSNR7220	\$586	45
	24 x 72 x 1-1/4	RTLPSNR7224	\$586	54

Cushions for Low Profile Storage | Cushions are free standing on finished top



D x L x Th	Model #	FABRIC Grade 1	FABRIC Grade 2	FABRIC Grade 3	FABRIC Grade 4	COM	COM YARDAGE
18 x 24 x 1-3/4 +/-	RCUSH1824	\$269	\$288	\$310	\$459	\$269	3/4 Yard
18 x 30 x 1-3/4 +/-	RCUSH1830	\$288	\$308	\$331	\$480	\$288	3/4 Yard
18 x 36 x 1-3/4 +/-	RCUSH1836	\$310	\$316	\$338	\$487	\$310	3/4 Yard
24 x 24 x 1-3/4 +/-	RCUSH2424	\$338	\$359	\$381	\$531	\$338	1 Yard
24 x 30 x 1-3/4 +/-	RCUSH2430	\$359	\$379	\$401	\$555	\$359	1 Yard
24 x 36 x 1-3/4 +/-	RCUSH2436	\$381	\$403	\$425	\$599	\$381	1 Yard
24 x 48 x 1-3/4 +/-	RCUSH2448	\$428	\$455	\$481	\$635	\$428	1 Yard

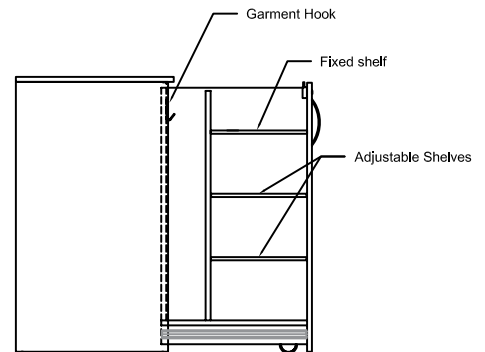
Click & Explore:
[Primeway Stinson Fabric Collection](#)

NexTo Multi-Storage Tower

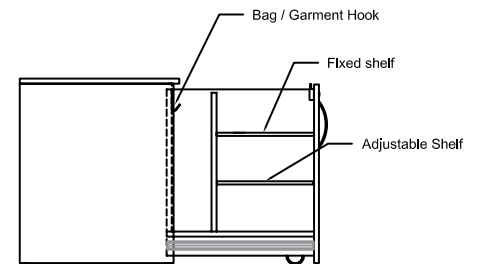
This unit is not a stand-alone storage module & must be secure to another unit, such as an adjacent storage module, desk or wall.

- RH = Tower is to the Right of User Work Station
- LH = Tower is to the Left of User Work Station
- Hidden wheel at bottom front, to prevent tipping.
- Interior top shelf is fixed at a depth of 6", all other shelves are adjustable,
- All interior shelves are 14" wide & 1/2" thick to allow for maximum interior clearances.
- Chassis is 3/4" construction and finished in TFL to match as all other chassis components.
- Bag/Garment Hook

	Size	Model #	List Price	Weight
	D x L x H			
	15-3/4 x 24 x 48	RFNT162448-RH	\$3,080	228
	15-3/4 x 24 x 48	RFNT162448-LH	\$3,080	228
	15-3/4 x 30 x 48	RFNT163048-RH	\$3,170	253
	15-3/4 x 30 x 48	RFNT163048-LH	\$3,170	253
	15-3/4 x 24 x 42	RFNT162442-RH	\$3,080	210
	15-3/4 x 24 x 42	RFNT162442-LH	\$3,080	210
	15-3/4 x 30 x 42	RFNT163042-RH	\$3,170	233
	15-3/4 x 30 x 42	RFNT163042-LH	\$3,170	233



	15-3/4 x 24 x 29	RFNT162429-RH	\$2,460	158
	15-3/4 x 24 x 29	RFNT162429-LH	\$2,460	158
	15-3/4 x 30 x 29	RFNT163029-RH	\$2,530	175
	15-3/4 x 30 x 29	RFNT163029-LH	\$2,430	175




Optional Features:

Markerboard Surface

- On the outside back of the pull-out storage

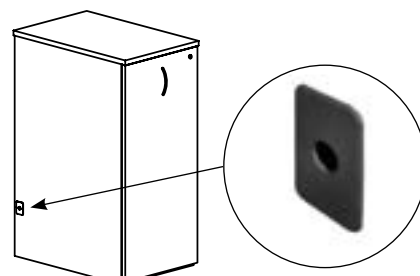
Size	Model #	List Price
On 42/48 H x 24 D	RFNTMBT24	\$86
On 42/48 H x 30 D	RFNTMBT30	\$116
On 29 H x 24 D	RFNTMBT2924	\$65
On 29 H x 30 D	RFNTMBT2930	\$85

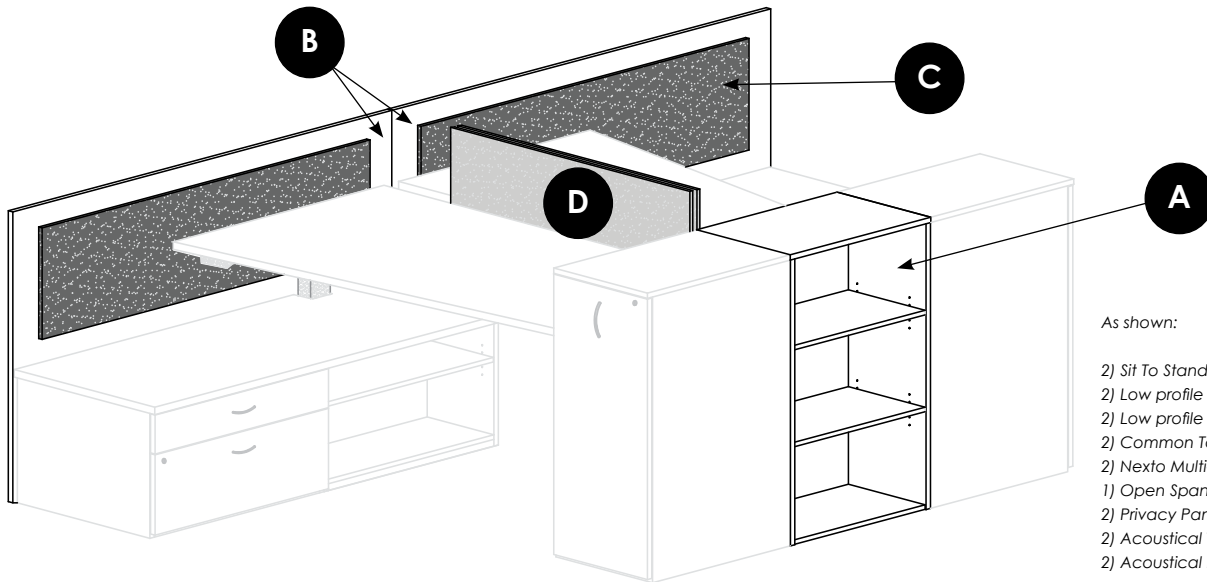


Wire Management Pass-Through

- Mounts vertically, along back edge of chassis, 16" o/c AFF.
- One on each side of chassis for cord pass through.

Size	Model #	List Price
W x H		
2-1/8 x 3-1/2	RFNTWMG	\$50
Rectangular		





As shown:

- 2) Sit To Stand Desk
- 2) Low profile open storage with recessed back
- 2) Low profile box / lateral file
- 2) Common Top for Low Profile w/leg notch
- 2) NexTo Multi-Storage Tower
- 1) Open Spanner Bookcase
- 2) Privacy Panel
- 2) Acoustical Tackable Panel
- 2) Acoustical Privacy Screen

Open Bookcase Spanners (A)

- Connects (2) NexTo units back to back
- Provides additional storage & privacy.

Size D x L x H	Model #	Shelf #	List Price	Weight
15-3/4 x 12 x 48	RFSBC1248	2	\$624	69
15-3/4 x 16 x 48	RFSBC1648	2	\$660	80
15-3/4 x 18 x 48	RFSBC1848	2	\$760	86
15-3/4 x 24 x 48	RFSBC2448	2	\$778	102
15-3/4 x 30 x 48	RFSBC3048	2	\$843	118
15-3/4 x 36 x 48	RFSBC3648	2	\$912	134
15-3/4 x 12 x 42	RFSBC1242	2	\$588	63
15-3/4 x 16 x 42	RFSBC1642	2	\$615	73
15-3/4 x 18 x 42	RFSBC1842	2	\$710	78
15-3/4 x 24 x 42	RFSBC2442	2	\$722	94
15-3/4 x 30 x 42	RFSBC3042	2	\$784	109
15-3/4 x 36 x 42	RFSBC3642	2	\$842	124
15-3/4 x 12 x 29	RFSBC1229	1	\$459	45
15-3/4 x 16 x 29	RFSBC1629	1	\$480	52
15-3/4 x 18 x 29	RFSBC1829	1	\$554	56
15-3/4 x 24 x 29	RFSBC2429	1	\$564	67
15-3/4 x 30 x 29	RFSBC3029	1	\$606	78
15-3/4 x 36 x 29	RFSBC3629	1	\$649	89

Privacy Panel (B)

- Finish Grain Runs Horizontal
- Includes decorative fasteners

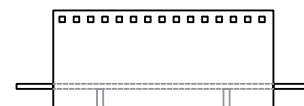
Size D x W x H	Model #	List Price	Weight
3/4 x 36 x 48	RFDP3648	\$494	42
3/4 x 48 x 48	RFDP4848	\$648	56
3/4 x 54 x 48	RFDP5448	\$738	63
3/4 x 61 x 48	RFDP6148	\$796	70
3/4 x 72 x 48	RFDP7248	\$1020	84

Acoustical Privacy Screens (D)

- Mounts to front of desk surface
- 18" To top edge from worksurface
- See REFlex Standard Finishes for available colors

Size D x W x H	Model #	List Price	Weight
1/2 x 30 x 24	RFPP3024-AM	\$388	12
1/2 x 36 x 24	RFPP3624-AM	\$430	13
1/2 x 42x 24	RFPP4224-AM	\$483	13
1/2 x 48 x 24	RFPP4824-AM	\$525	14
1/2 x 54 x 24	RFPP5424-AM	\$655	14
1/2 x 60 x 24	RFPP6024-AM	\$697	15
1/2 x 66 x 24	RFPP6624-AM	\$818	15
1/2 x 72 x 24	RFPP7224-AM	\$860	16

- Optional Screen Cut Out: 1 3/8" Square/Line Pattern



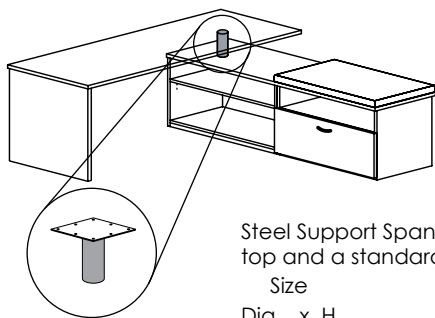
30 to 48" screens: RFSHP48-AM \$75
54 to 72" screens: RFSHP54-AM \$90

Acoustical Tackable Panels (C)

- Attaches to Privacy Panel with high tac 2 sided tape
- See REFlex Standard Finishes for available colors

Size D x W x H	For Privacy Panel (B)	Model #	List Price	Weight
1/2 x 24 x 20	36"	RFATP2420	\$192	1.5
1/2 x 36 x 20	48"	RFATP3620	\$284	2
1/2 x 42 x 20	54"	RFATP4220	\$370	3
1/2 x 48 x 20	61"	RFATP4820	\$388	3
1/2 x 60 x 20	72"	RFATP6020	\$540	3.5

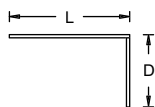
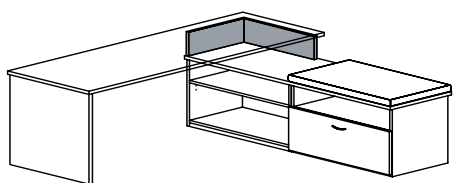
Worksurface Support Components



NOTE: 2 Steel Support Spanner Posts are required when using with Worksurface Runoffs that have a single post leg on the open end !

Steel Support Spanner Post 2" Dia column x 5-3/4 high. Used as a support between a low profile top and a standard 29" high worksurface. Finish: Black or Silver. Fasteners included.

Size Dia. x H	Model #	List Price	Weight
2" x 5-3/4	RFSLB (Black)	\$324	4
2" x 5-3/4	RFSLS (Silver)	\$324	4

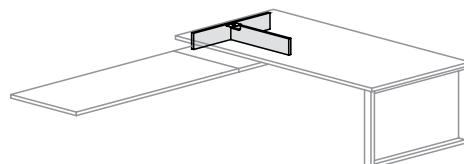
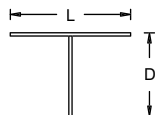
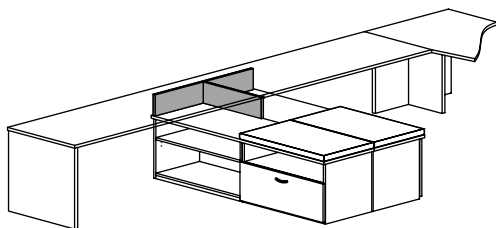


NOTE: For peninsula / runoff desks - refer to the desk section of the catalog.

"L" Shape Support Panel. Used as a support between a low profile top and a standard 29" high worksurface. Finish: TFL- color defaults to chassis finish.

"L" Shape support panel is universal and can be used on the left or right. Hardware included. Assembly required.

Size D x L x H	Model #	List Price	Weight
17 x 22 x 5-3/4	RFLPL1722	\$138	6
17 x 28 x 5-3/4	RFLPL1728	\$169	7
22 x 22 x 5-3/4	RFLPL2222	\$162	7
22 x 28 x 5-3/4	RFLPL2228	\$196	8

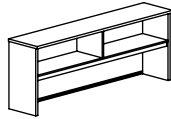
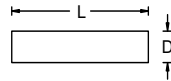


"T" Shape Support Panel. Used as a support between a low profile top and a standard 29" high worksurface. Finish: TFL- color defaults to chassis finish.

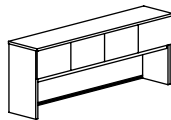
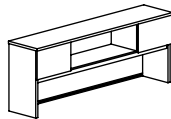
Also works good for worksurface runoffs. Hardware included. Assembly required.

Size D x L x H	Model #	List Price	Weight
17 x 22 x 5-3/4	RFLPT1722	\$144	6
17 x 28 x 5-3/4	RFLPT1728	\$175	7
17 x 34 x 5-3/4	RFLPT1734	\$203	8
22 x 22 x 5-3/4	RFLPT2222	\$174	7
22 x 28 x 5-3/4	RFLPT2228	\$206	8
22 x 34 x 5-3/4	RFLPT2234	\$249	9

Hutches - 36" high



Bright Idea; See page 6-12 for task lights & tackboards.



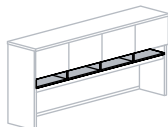
Size D x L x H	# of Doors	Model #	List Price	Weight
15 x 30 x 36	0	RFHSO3036	\$542	71
15 x 36 x 36	0	RFHSO3636	\$593	79
15 x 42 x 36	0	RFHSO4236	\$655	88
15 x 48 x 36	0	RFHSO4836	\$726	100
15 x 54 x 36	0	RFHSO5436	\$792	109
15 x 60 x 36	0	RFHSO6036	\$854	117
15 x 66 x 36	0	RFHSO6636	\$898	125
15 x 72 x 36	0	RFHSO7236	\$962	134
15 x 78 x 36	0	RFHSO7836	\$1,205	142
15 x 84 x 36	0	RFHSO8436	\$1,330	151
30", 36" & 42" open hutches do not have a center divider.				
15 x 54 x 36	2	RFHSTH5436	\$972	126
15 x 60 x 36	2	RFHSTH6036	\$1,035	135
15 x 66 x 36	2	RFHSTH6636	\$1,079	143
15 x 72 x 36	2	RFHSTH7236	\$1,127	152
15 x 78 x 36	2	RFHSTH7836	\$1,352	160
15 x 84 x 36	2	RFHSTH8436	\$1,443	169
15 x 30 x 36	2	RFHSTF3036	\$744	88
15 x 36 x 36	2	RFHSTF3636	\$795	98
15 x 42 x 36	2	RFHSTF4236	\$873	108
15 x 48 x 36	3	RFHSTF4836	\$942	118
15 x 54 x 36	3	RFHSTF5436	\$1,013	128
15 x 60 x 36	4	RFHSTF6036	\$1,097	139
15 x 66 x 36	4	RFHSTF6636	\$1,138	149
15 x 72 x 36	4	RFHSTF7236	\$1,197	159
15 x 78 x 36	4	RFHSTF7836	\$1,470	169
15 x 84 x 36	5	RFHSTF8436	\$1,573	179

Features:

- 36" high units have 18" clear between the valance and worksurface.

Optional Door Lock:

- Lock a pair of side by side doors for \$133 list price per lock: Model # DLOCK-B (Black), DLOCK-S (Silver)
On RFHSTH hutches where two doors are separated by an open section, 2 locks will be required.
On RFHSTF hutches two doors require 1 lock, three and four doors require 2 locks and five doors require 3 locks.



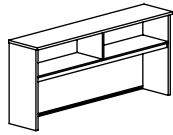
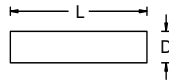
Organizer / Sorter Unit

Organizer / Sorter:	Model	Price	Organizer / Sorter:	Model	Price
30 hutch organizer	RFHO30	\$251	60 hutch organizer	RFHO60	\$455
36 hutch organizer	RFHO36	\$280	66 hutch organizer	RFHO66	\$502
42 hutch organizer	RFHO42	\$337	72 hutch organizer	RFHO72	\$543
48 hutch organizer	RFHO48	\$366	78 hutch organizer	RFHO78	\$627
54 hutch organizer	RFHO54	\$413	84 hutch organizer	RFHO84	\$713

Organizer Features:

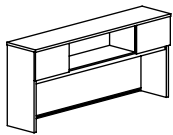
- When using a sorter unit in an existing hutch, the valance below the doors is moved to the bottom of the sorter unit.
- Must be used inside a hutch, this is not a stand alone unit.
- Default finish is the same as the hutch.
- Vertical dividers align with door gaps.
- 4-1/2" high inside clear.

Hutches - 43" high

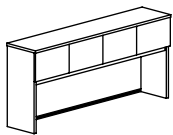


Size D x L x H	# of Doors	Model #	List Price	Weight
15 x 30 x 43	0	RFHTO3043	\$682	81
15 x 36 x 43	0	RFHTO3643	\$726	90
15 x 42 x 43	0	RFHTO4243	\$792	99
15 x 48 x 43	0	RFHTO4843	\$866	112
15 x 54 x 43	0	RFHTO5443	\$940	121
15 x 60 x 43	0	RFHTO6043	\$1,001	131
15 x 66 x 43	0	RFHTO6643	\$1,053	140
15 x 72 x 43	0	RFHTO7243	\$1,116	149
15 x 78 x 43	0	RFHTO7843	\$1,352	158
15 x 84 x 43	0	RFHTO8443	\$1,487	168

30", 36" & 42" open hutches do not have a center divider.



15 x 54 x 43	2	RFHTTH5443	\$1,116	139
15 x 60 x 43	2	RFHTTH6043	\$1,185	149
15 x 66 x 43	2	RFHTTH6643	\$1,230	158
15 x 72 x 43	2	RFHTTH7243	\$1,274	167
15 x 78 x 43	2	RFHTTH7843	\$1,502	176
15 x 84 x 43	2	RFHTTH8443	\$1,595	186



15 x 30 x 43	2	RFHTTF3043	\$876	97
15 x 36 x 43	2	RFHTTF3643	\$932	108
15 x 42 x 43	2	RFHTTF4243	\$1,009	119
15 x 48 x 43	3	RFHTTF4843	\$1,082	130
15 x 54 x 43	3	RFHTTF5443	\$1,156	141
15 x 60 x 43	4	RFHTTF6043	\$1,244	152
15 x 66 x 43	4	RFHTTF6643	\$1,289	163
15 x 72 x 43	4	RFHTTF7243	\$1,347	174
15 x 78 x 43	4	RFHTTF7843	\$1,613	185
15 x 84 x 43	5	RFHTTF8443	\$1,713	196



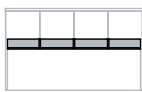
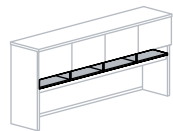
Bright Idea: See page 6-12 for task lights & tack-boards.

Features:

- 43" high units have 25" clear between the valance and worksurface.

Optional Door Lock:

- Lock a pair of side by side doors for \$133 list price per lock: Model # DLOCK-B (Black), DLOCK-S (Silver)
On RFHSTH hutches where two doors are separated by an open section, 2 locks will be required.
On RFHSTF hutches two doors require 1 lock, three & four doors require 2 locks & five doors require 3 locks.



Organizer / Sorter Unit

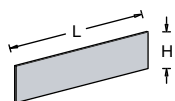
Organizer / Sorter:	Model	Price	Organizer / Sorter:	Model	Price
30 hutch organizer	RFHO30	\$251	60 hutch organizer	RFHO60	\$455
36 hutch organizer	RFHO36	\$280	66 hutch organizer	RFHO66	\$502
42 hutch organizer	RFHO42	\$337	72 hutch organizer	RFHO72	\$543
48 hutch organizer	RFHO48	\$366	78 hutch organizer	RFHO78	\$627
54 hutch organizer	RFHO54	\$413	84 hutch organizer	RFHO84	\$713

Organizer Features:

- When using a sorter unit in an existing hutch, the valance below the doors is moved to the bottom of the sorter unit.
- Must be used inside a hutch, this is not a stand alone unit.
- Default finish is the same as the hutch.
- Vertical dividers align with door gaps.
- 4-1/2" high inside clear.

Tack Boards & Tasklights

36" High Hutch
Tackboards

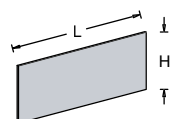


Hutch Size	Tackboard Size L x H	Model #	Primeway Grade 1 Fabric
30" Hutch	28 x 16	RFHTB3036	\$277
36" Hutch	34 x 16	RFHTB3636	\$295
42" Hutch	40 x 16	RFHTB4236	\$314
48" Hutch	46 x 16	RFHTB4836	\$337
54" Hutch	52 x 16	RFHTB5436	\$359
60" Hutch	58 x 16	RFHTB6036	\$388
66" Hutch	64 x 16	RFHTB6636	\$428
72" Hutch	70 x 16	RFHTB7236	\$458
78" Hutch	76 x 16	RFHTB7836	\$506
84" Hutch	82 x 16	RFHTB8436	\$551

These tackboards fit onto the lower inside back of a 36" high hutch - fasteners included - field installed.

Click & Explore Grade 1 Fabrics: [Primeway Stinson Fabric Collection](#)

43" High Hutch
Tackboards

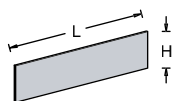


30" Hutch	28 x 23	RFHTB3043	\$329
36" Hutch	34 x 23	RFHTB3643	\$359
42" Hutch	40 x 23	RFHTB4243	\$384
48" Hutch	46 x 23	RFHTB4843	\$406
54" Hutch	52 x 23	RFHTB5443	\$440
60" Hutch	58 x 23	RFHTB6043	\$472
66" Hutch	64 x 23	RFHTB6643	\$521
72" Hutch	70 x 23	RFHTB7243	\$554
78" Hutch	76 x 23	RFHTB7843	\$613
84" Hutch	82 x 23	RFHTB8443	\$664

These tackboards fit onto the lower inside back of a 43" high hutch - fasteners included - field installed.

Click & Explore Grade 1 Fabrics: [Primeway Stinson Fabric Collection](#)

Wall Hung
Tackboards

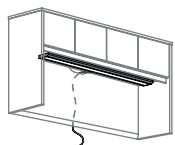


30" Overstorage	30 x 18	RFHFTB30	\$366
36" Overstorage	36 x 18	RFHFTB36	\$384
42" Overstorage	42 x 18	RFHFTB42	\$406
48" Overstorage	48 x 18	RFHFTB48	\$428
54" Overstorage	54 x 18	RFHFTB54	\$455
60" Overstorage	60 x 18	RFHFTB60	\$480
66" Overstorage	66 x 18	RFHFTB66	\$528
72" Overstorage	72 x 18	RFHFTB72	\$558

Often used between a wall hung overstorage cabinet and the worksurface - "Z" clips included.

Click & Explore Grade 1 Fabrics: [Primeway Stinson Fabric Collection](#)

Task Lights

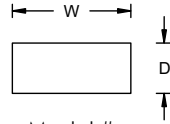
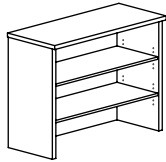


View of hutch looking up from below to see the task light behind the valance. Tasklight cord is typically routed out the back of the hutch just below the shelf.

Size	Model #	List Price	Weight
24" Tasklight	RFHTL24	\$211	4
36" Tasklight	RFHTL36	\$225	5
48" Tasklight	RFHTL48	\$262	7

Features: TCLP compliant, energy-efficient fluorescent 3,500° K T5 task light with electronic ballast. Quick start light fixture operates at 20 kilohertz. Fixture color is black, bulb color warm white.

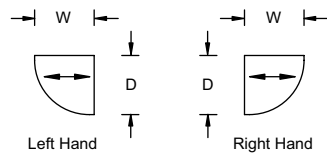
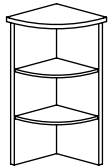
Hutch Style Bookcase



Size D x W x H	Model #	List Price	Weight
15 x 30 x 36	RFHSBK30	\$596	102
15 x 36 x 36	RFHSBK36	\$652	117
15 x 30 x 43	RFHTBK30	\$719	111
15 x 36 x 43	RFHTBK36	\$773	127

For use on standard two door storage cabinets and lateral files. Not a stand alone item. Shelves are adjustable. Hutch fastens to surface using two sided foam tape.

Hutch Style Curved Bookcase

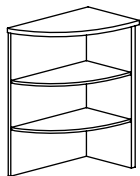


Size D x W x H	Model #	List Price	Weight
Left Hand			
15 x 15 x 36	RFHSLQ36	\$557	51
15 x 15 x 43	RFHTLQ43	\$638	56
Right Hand			
15 x 15 x 36	RFHSRQ36	\$557	51
15 x 15 x 43	RFHTRQ43	\$638	56

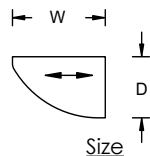
Shelves are fixed, assembly required. Depth and height match the standard storage hutch. Hutch fastens to the surface using two sided foam tape.



FYI; These bookcases and end of run bookcases are not stand alone. Use in conjunction with hutches.

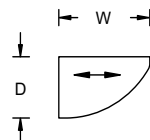


Left Hand Arch Hutch Bookcase



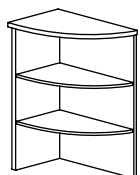
Size D x W x H	Model #	List Price	Weight
15 x 24 x 36	RFHSLE	\$692	73
15 x 24 x 43	RFHTLE	\$780	79

Shelves are fixed, assembly required. Depth and height match the standard storage hutch. Hutch fastens to the surface using two sided foam tape.

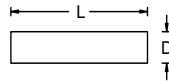


Size D x W x H	Model #	List Price	Weight
15 x 24 x 36	RFHSRE	\$692	73
15 x 24 x 43	RFHTRE	\$780	79

Shelves are fixed, assembly required. Depth and height match the standard storage hutch. Hutch fastens to the surface using two sided foam tape.



Overhead Storage Units (Wall Mounted)



	Size D x L x H	# of Doors	Model #	List Price	Weight
	15 x 30 x 18	0	RFOSO3018	\$501	49
	15 x 36 x 18	0	RFOSO3618	\$515	55
	15 x 42 x 18	0	RFOSO4218	\$560	62
	15 x 48 x 18	0	RFOSO4818	\$608	73
	15 x 54 x 18	0	RFOSO5418	\$667	80
	15 x 60 x 18	0	RFOSO6018	\$751	87
	15 x 66 x 18	0	RFOSO6618	\$795	93
	15 x 72 x 18	0	RFOSO7218	\$861	100
	15 x 54 x 18	2	RFOTH5418	\$792	98
	15 x 60 x 18	2	RFOTH6018	\$928	104
	15 x 66 x 18	2	RFOTH6618	\$972	111
	15 x 72 x 18	2	RFOTH7218	\$1,031	118
	15 x 30 x 18	2	RFOTF3018	\$685	61
	15 x 36 x 18	2	RFOTF3618	\$714	70
	15 x 42 x 18	2	RFOTF4218	\$763	78
	15 x 48 x 18	3	RFOTF4818	\$847	91
	15 x 54 x 18	3	RFOTF5418	\$898	100
	15 x 60 x 18	4	RFOTF6018	\$979	108
	15 x 66 x 18	4	RFOTF6618	\$1,038	117
	15 x 72 x 18	4	RFOTF7218	\$1,102	125



FYI: There are hidden wall mounts provided on the back of over storage units for ease of hanging.

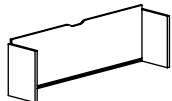
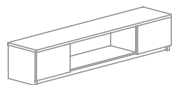
(Doors hang 1/4" into valance area for finger grip, pricing above does NOT include standard pulls but they can be added if desired, see pg. 19 for options)
Installers should verify that wall conditions are adequate for hanging cabinets. Mount must be secured to stud with correct fasteners.

Optional Door Lock:

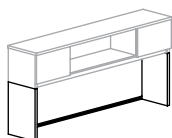
- Lock a pair of side by side doors for \$133 list price per lock: Model # DLOCK-B (Black), DLOCK-S (Silver).
- On RFOTH cabinets where two doors are separated by an open section, two locks will be required.
- On RFOTF cabinets two doors require one lock, three doors require two locks and 4 door require two locks.

Overhead Storage / Hutch conversion:

Cradles allow an existing ReFlex series over storage cabinet to be converted into a hutch. Simply set the over storage cabinet onto the cradle and secure together with the supplied hardware and you now have a hutch. Assembly required.



Shown with Cradle and over storage separated


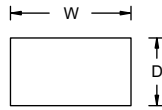


Shown assembled

Cradles for a 36" high hutch			Cradles for a 43" high hutch		
Model #	List Price		Model #	List Price	
15 x 48 x 20	RFHC4836	\$347	15 x 48 x 27	RFHC4843	\$388
15 x 54 x 20	RFHC5436	\$384	15 x 54 x 27	RFHC5443	\$425
15 x 60 x 20	RFHC6036	\$413	15 x 60 x 27	RFHC6043	\$462
15 x 66 x 20	RFHC6636	\$450	15 x 66 x 27	RFHC6643	\$499
15 x 72 x 20	RFHC7236	\$480	15 x 72 x 27	RFHC7243	\$531

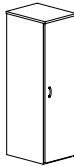
(Pricing includes standard pulls, for premium options see pg. 16)

Wardrobe / Storage Cabinets



Left Hand Shown

Size D x W x H	Model #	List Price	Weight
20 x 18 x 65	RFWSWARL2018	\$1,160	127
20 x 18 x 72	RFWTWARL2018	\$1,241	135
24 x 18 x 65	RFWSWARL2418	\$1,311	146
24 x 18 x 72	RFWTWARL2418	\$1,396	156

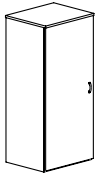


Right Hand Shown

20 x 18 x 65	RFWSWARR2018	\$1,160	127
20 x 18 x 72	RFWTWARR2018	\$1,241	135
24 x 18 x 65	RFWSWARR2418	\$1,311	146
24 x 18 x 72	RFWTWARR2418	\$1,396	156


18" Wide wardrobe units have a full width coat rod and 4) adjustable shelves for either coat storage or shelf storage or a combination of both coat storage and shelf storage.

Lock the door for \$133 list price per lock. Model # DLOCK-B (Black), DLOCK-S (Silver)



Left Hand Shown


Size D x W x H	Model #	List Price	Weight
20 x 24 x 65	RFWSWARL2024	\$1,565	188
20 x 24 x 72	RFWTWARL2024	\$1,661	201
24 x 24 x 65	RFWSWARL2424	\$1,745	217
24 x 24 x 72	RFWTWARL2424	\$1,845	232



Right Hand Shown

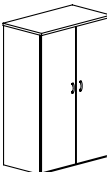
20 x 24 x 65	RFWSWARR2024	\$1,565	188
20 x 24 x 72	RFWTWARR2024	\$1,661	201
24 x 24 x 65	RFWSWARR2424	\$1,745	217
24 x 24 x 72	RFWTWARR2424	\$1,845	232

24" Wide wardrobe storage units have a 6" wide full height wardrobe section on the hinged side. The larger section has 4) adjustable shelves for storage. If a full width storage cabinet is required, the divider and coat rod is removed and replaced with full width shelves. Add "FWC" to the end of the model number. Lock the door for \$133 list price per lock. Model # DLOCK.



30 Wide

Size D x W x H	Model #	List Price	Weight
20 x 30 x 65	RFWSWAR2030	\$1,900	218
20 x 30 x 72	RFWTWAR2030	\$2,010	232
24 x 30 x 65	RFWSWAR2430	\$2,140	250
24 x 30 x 72	RFWTWAR2430	\$2,250	266



36 Wide

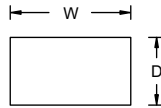
20 x 36 x 65	RFWSWAR2036	\$2,084	246
20 x 36 x 72	RFWTWAR2036	\$2,213	261
24 x 36 x 65	RFWSWAR2436	\$2,364	282
24 x 36 x 72	RFWTWAR2436	\$2,496	298

36" Wide wardrobe storage units are universal cabinets. Cabinets have a coat rod for one section and 4) adjustable shelves for the other section. Coat rod and adjustable shelves can be placed in either the left or right section of all 36" wide cabinets.

Lock a door for \$133 list price per lock. Model # DLOCK. Note: Two locks are required for this unit.

(Pricing includes standard pulls, for premium options see pg. 16)

Combination Towers with Box/Box/File



Left Hand Tower

Size D x W x H	Model #	List Price	Weight
20 x 16 x 65	RFWSTBL2016	\$1,671	147
20 x 16 x 72	RFWTTBL2016	\$1,735	155
24 x 16 x 65	RFWSTBL2416	\$1,838	170
24 x 16 x 72	RFWTTBL2416	\$1,904	179

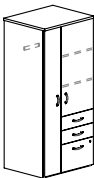


Right Hand Tower

20 x 16 x 65	RFWSTBR2016	\$1,671	147
20 x 16 x 72	RFWTTBR2016	\$1,735	155
24 x 16 x 65	RFWSTBR2416	\$1,838	170
24 x 16 x 72	RFWTTBR2416	\$1,904	179

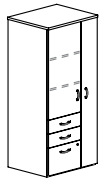
Upper section for storage, Box Box File drawers with lock below.

Lock the door for \$133 list price per lock. Model # DLOCK-B (Black), DLOCK-S (Silver)



Left Hand Wardrobe Tower

Size D x W x H	Model #	List Price	Weight
20 x 24 x 65	RFWSTDB2024	\$2,128	203
20 x 24 x 72	RFWTTDB2024	\$2,228	215
24 x 24 x 65	RFWSTDB2424	\$2,371	234
24 x 24 x 72	RFWTTDB2424	\$2,474	248



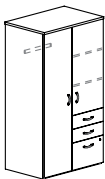
Right Hand Wardrobe Tower

20 x 24 x 65	RFWSTBD2024	\$2,128	203
20 x 24 x 72	RFWTTBD2024	\$2,228	215
24 x 24 x 65	RFWSTBD2424	\$2,371	234
24 x 24 x 72	RFWTTBD2424	\$2,474	248

Long wardrobe section on right, upper section for storage on left with Box Box File drawers with lock below.

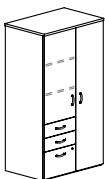
Lock the door for \$133 list price per lock. Model # DLOCK-B (Black), DLOCK-S (Silver)

Note: Two locks are required for this unit.



Left Hand Large Wardrobe Tower

Size D x W x H	Model #	List Price	Weight
20 x 30 x 65	RFWSTDB2030	\$2,390	226
20 x 30 x 72	RFWTTDB2030	\$2,501	239
24 x 30 x 65	RFWSTDB2430	\$2,665	259
24 x 30 x 72	RFWTTDB2430	\$2,780	279



Right Hand Large Wardrobe Tower

20 x 30 x 65	RFWSTBD2030	\$2,390	226
20 x 30 x 72	RFWTTBD2030	\$2,501	239
24 x 30 x 65	RFWSTBD2430	\$2,665	259
24 x 30 x 72	RFWTTBD2430	\$2,501	279

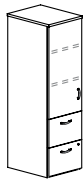
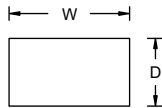
Long wardrobe section on right, upper section for storage on left with Box Box File drawers with lock below.

Lock the door for \$133 list price per lock. Model # DLOCK-B (Black), DLOCK-S (Silver)

Note: Two locks are required for this unit.

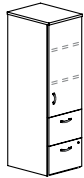
(Pricing includes standard pulls, for premium options see pg. 16)

Combination Towers With File / File



Left Hand Tower

Size D x W x H	Model #	List Price	Weight
20 x 16 x 65	RFWSTFL2016	\$1,671	146
20 x 16 x 72	RFWTFL2016	\$1,735	155
24 x 16 x 65	RFWSTFL2416	\$1,838	169
24 x 16 x 72	RFWTFL2416	\$1,904	179



Right Hand Tower

20 x 16 x 65	RFWSTFR2016	\$1,671	146
20 x 16 x 72	RFWTFR2016	\$1,735	155
24 x 16 x 65	RFWSTFR2416	\$1,838	169
24 x 16 x 72	RFWTFR2416	\$1,904	179

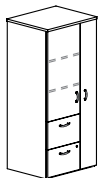
Upper section for storage with locking file drawers below.

Lock the door for \$133 list price per lock. Model # DLOCK-B (Black), DLOCK-S (Silver).



Left Hand
Wardrobe Tower

Size D x W x H	Model #	List Price	Weight
20 x 24 x 65	RFWSTDF2024	\$2,128	202
20 x 24 x 72	RFWTDF2024	\$2,228	215
24 x 24 x 65	RFWSTDF2424	\$2,371	234
24 x 24 x 72	RFWTDF2424	\$2,474	248



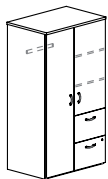
Right Hand
Wardrobe Tower

20 x 24 x 65	RFWSTFD2024	\$2,128	202
20 x 24 x 72	RFWTFD2024	\$2,228	215
24 x 24 x 65	RFWSTFD2424	\$2,371	234
24 x 24 x 72	RFWTFD2424	\$2,474	248

Long wardrobe section on right, upper section for storage on left with locking file drawers below.


Lock the door for \$133 list price per lock. Model # DLOCK-B (Black), DLOCK-S (Silver).

Note: Two locks are required for this unit.



Left Hand Large
Wardrobe Tower

Size D x W x H	Model #	List Price	Weight
20 x 30 x 65	RFWSTDF2030	\$2,390	226
20 x 30 x 72	RFWTDF2030	\$2,501	239
24 x 30 x 65	RFWSTDF2430	\$2,665	259
24 x 30 x 72	RFWTDF2430	\$2,780	279



Right Hand Large
Wardrobe Tower

20 x 30 x 65	RFWSTFD2030	\$2,390	226
20 x 30 x 72	RFWTFD2030	\$2,501	239
24 x 30 x 65	RFWSTFD2430	\$2,665	259
24 x 30 x 72	RFWTFD2430	\$2,780	279

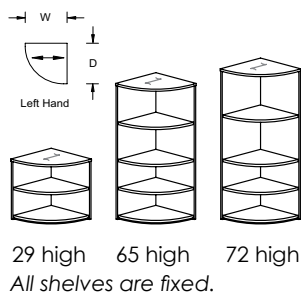
Long wardrobe section on right, upper section for storage on left with locking file drawers below.

Lock the door for \$133 list price per lock. Model # DLOCK-B (Black), DLOCK-S (Silver).

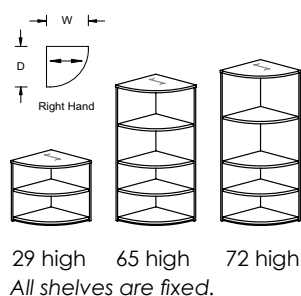
Note: Two locks are required for this unit.

End Of Run Shelving

Quarter Round

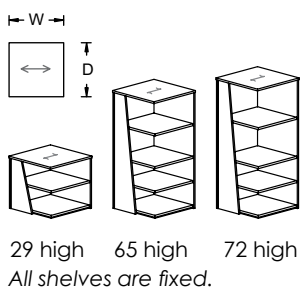


Size D x W x H	Model #	List Price	Weight
Left Hand Units:			
18 x 18 x 29	RFWBQL1829	\$667	52
20 x 20 x 29	RFWBQL2029	\$711	61
20 x 20 x 65	RFWBQL2065	\$1,097	110
20 x 20 x 72	RFWBQL2072	\$1,222	116
24 x 24 x 29	RFWBQL2429	\$788	81
24 x 24 x 65	RFWBQL2465	\$810	143
24 x 24 x 72	RFWBQL2472	\$1,315	151

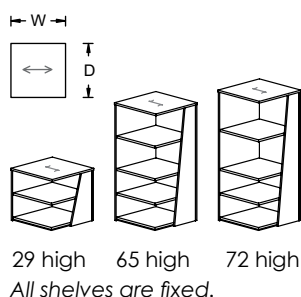


Right Hand Units:			
18 x 18 x 29	RFWBQR1829	\$667	52
20 x 20 x 29	RFWBQR2029	\$711	61
20 x 20 x 65	RFWBQR2065	\$1,097	110
20 x 20 x 72	RFWBQR2072	\$1,222	116
24 x 24 x 29	RFWBQR2429	\$788	81
24 x 24 x 65	RFWBQR2465	\$810	143
24 x 24 x 72	RFWBQR2472	\$1,315	151

Square End



Size D x W x H	Model #	List Price	Weight
Left Hand Units:			
18 x 18 x 29	RFWBEL1829	\$564	57
20 x 20 x 29	RFWBEL2029	\$604	66
20 x 20 x 65	RFWBEL2065	\$881	120
20 x 20 x 72	RFWBEL2072	\$950	127
24 x 24 x 29	RFWBEL2429	\$682	89
24 x 24 x 65	RFWBEL2465	\$987	157
24 x 24 x 72	RFWBEL2472	\$1,072	166

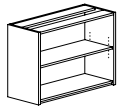
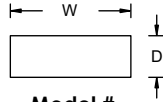


Right Hand Units:			
18 x 18 x 29	RFWBER1829	\$564	57
20 x 20 x 29	RFWBER2029	\$604	66
20 x 20 x 65	RFWBER2065	\$881	120
20 x 20 x 72	RFWBER2072	\$950	127
24 x 24 x 29	RFWBER2429	\$682	89
24 x 24 x 65	RFWBER2465	\$987	157
24 x 24 x 72	RFWBER2472	\$1,072	166

Features:

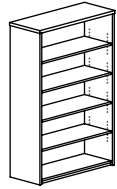
- End of run shelving units cap off lateral files, storage cabinets, combination hutch and credenzas.
- It is recommended that 65" high and 72" high shelving units be secured to adjacent casegoods or the wall.

Bookcases

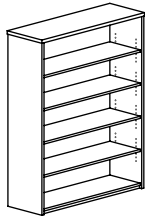


Size D x W x H	Model #	List Price	Weight
12 x 30 x 27-3/4	RFWOBK30	\$464	46
12 x 36 x 27-3/4	RFWOBK36	\$508	51

NOTE: RFWOBK bookcase tops are open. They are intended to sit below a worksurface.



12 x 30 x 29	RFWBK3029	\$527	48
12 x 30 x 42	RFWBK3042	\$663	66
12 x 30 x 48	RFWBK3048	\$733	78
12 x 30 x 65	RFWBK3065	\$851	99
12 x 30 x 72	RFWBK3072	\$935	105
12 x 30 x 84	RFWBK3084	\$1,116	122
Extra shelf for a 30"	RFES30	\$118	7



12 x 36 x 29	RFWBK3629	\$564	54
12 x 36 x 42	RFWBK3642	\$711	74
12 x 36 x 48	RFWBK3648	\$792	87
12 x 36 x 65	RFWBK3665	\$917	111
12 x 36 x 72	RFWBK3672	\$1,013	117
12 x 36 x 84	RFWBK3684	\$1,208	136
Extra shelf for a 36"	RFES36	\$133	8

Top and bottoms are fixed. Intermediate shelves are adjustable.



FYI; Bookcases have 11-1/4" deep interior clearance 1" construction



27-3/4" high

Undercounter style bookcase



29" high

Actual finished height is 28-3/4"




42" high

Compatible with 3 Drawer Lateral Files

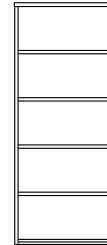


48" high



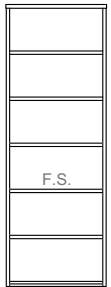
65" high

Compatible with a 36" high hutch on a credenza



72" high

Compatible with a 43" high hutch on a credenza



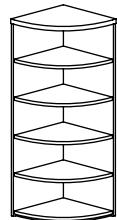
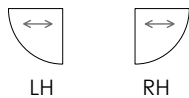
84" high

Bookcase has 4) adj. shelves & 1) fixed shelf

For safety purposes, All bookcases should be anchored to the wall.

Size D x W x H	Model #	List Price	Weight
-------------------	---------	------------	--------

Corner Bookcase



Left Hand Corner Bookcases

12 x 12 x 29	RFWBQL1229	\$468	30
12 x 12 x 42	RFWBQL1242	\$645	42
12 x 12 x 48	RFWBQL1248	\$704	49
12 x 12 x 65	RFWBQL1265	\$829	64
12 x 12 x 72	RFWBQL1272	\$884	69
12 x 12 x 84	RFWBQL1284	\$1,028	80

Right Hand Corner Bookcases

12 x 12 x 29	RFWBQR1229	\$468	30
12 x 12 x 42	RFWBQR1242	\$645	42
12 x 12 x 48	RFWBQR1248	\$704	49
12 x 12 x 65	RFWBQR1265	\$829	64
12 x 12 x 72	RFWBQR1272	\$884	69
12 x 12 x 84	RFWBQR1284	\$1,028	80

Same number of shelves and spacing as straight bookcases. All shelves are fixed.

- Features:**
- Quarter round corner bookcases are a great way to finish off a run of bookcases.
 - Both corner bookcases and straight bookcases should be secured to adjacent units or to the wall.
 - Corner bookcases are not intended for stand alone use.

File Pedestals for under workspaces



Size W x D x H	Model #	List Price	Weight
Undercounter Box Box File Pedestal			
15-3/4 x 17-1/2 x 27-3/4	RFFOBBF18	\$729	61
15-3/4 x 21-1/2 x 27-3/4	RFFOBBF22	\$803	71
15-3/4 x 27-1/2 x 27-3/4	RFFOBBF28	\$876	78

Bottom two drawers are locking. Top drawer includes a pencil tray insert.




Undercounter File File Pedestal			
15-3/4 x 17-1/2 x 27-3/4	RFFOFF18	\$729	59
15-3/4 x 21-1/2 x 27-3/4	RFFOFF22	\$803	68
15-3/4 x 27-1/2 x 27-3/4	RFFOFF28	\$876	75

Locking drawers. 1" Thick finished top.


Under worksurface file pedestals are not designed to be used in a stand alone application. Use under existing worksurfaces such as credenzas, returns, etc. or see page 48 for separate worksurface tops. 17-1/2" deep pedestals are for 20" deep returns, credenzas and extended corner tables. 21-1/2" deep pedestals are for 24" deep returns, credenzas and extended corner tables. 27-1/2" deep pedestals are for 30" deep desks.

Freestanding Pedestals



Freestanding Box Box File Pedestal			
15-3/4 x 18-1/4 x 29	RFFBBF18	\$869	74
15-3/4 x 22-1/4 x 29	RFFBBF22	\$965	87


Bottom two drawers lock. Top drawer includes a pencil tray insert. 1-1/4" Thick finished top.



Freestanding File File Pedestal			
15-3/4 x 18-1/4 x 29	RFFFF18	\$869	72
15-3/4 x 22-1/4 x 29	RFFFF22	\$965	84

Locking drawers. 1-1/4" Thick finished top.

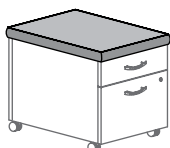
Mobile File Pedestal



Mobile Box File Pedestal			
15-3/4 x 18-1/4 x 21-3/4	RFFMBF18	\$792	51
15-3/4 x 22-1/4 x 21-3/4	RFFMBF22	\$814	60

Locking drawers. Top drawer has a pencil tray insert. Locking dual wheel black casters.

Cushions

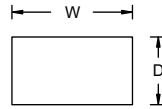


D x L	Model #	Fabric Grade 1	Fabric Grade 2	Fabric Grade 3	Fabric Grade 4	COM	Yardage
15-3/4 x 18-1/4	RFFCUSH18	\$238	\$255	\$276	\$438	\$238	3/4 Yard
15-3/4 x 22-1/4	RFFCUSH22	\$251	\$269	\$289	\$452	\$251	3/4 Yard

Cushion are 1-3/4" thick. It is recommended that cushion be secured to the pedestal with screws through the underside of the pedestal top. Cushions can be used on mobile or freestanding file pedestals.

(Pricing includes standard pulls, for premium options see pg. 16)

Lateral Files for Under Worksurface



Size W x D x H	Model #	List Price	Weight
29-7/8 x 17-3/4 x 27-3/4	RFFO2DL3018	\$1,009	84
29-7/8 x 21-1/2 x 27-3/4	RFFO2DL3022	\$1,031	88
35-7/8 x 17-3/4 x 27-3/4	RFFO2DL3618	\$1,072	95
35-7/8 x 21-1/2 x 27-3/4	RFFO2DL3622	\$1,097	99

Under worksurface lateral files have an open top and are not designed to be used in a stand alone application. Use under existing worksurfaces such as credenzas, returns, etc. or see page 80 for separate worksurface tops.


17-1/2" deep pedestals are for 20" deep returns, credenzas and extended corner tables

21-1/2" deep pedestals are for 24" deep returns, credenzas and extended corner tables


Freestanding Lateral Files



Size W x D x H	Model #	List Price	Weight
29-7/8 x 20 x 29	RFF2DL3020	\$1,219	102
35-7/8 x 20 x 29	RFF2DL3620	\$1,296	116



Size W x D x H	Model #	List Price	Weight
29-7/8 x 20 x 42	RFF3DL3020	\$1,937	144
35-7/8 x 20 x 42	RFF3DL3620	\$2,047	164



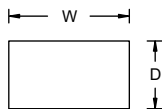
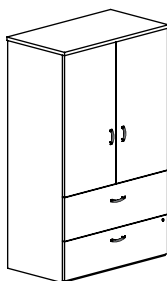
Size W x D x H	Model #	List Price	Weight
29-7/8 x 20 x 56	RFF4DL3020	\$2,445	185
35-7/8 x 20 x 56	RFF4DL3620	\$2,574	210

(Pricing includes standard pulls, for premium options see pg. 16)

Features:

- Free standing lateral files come standard with a gang lock in the top drawer. This lock will lock the entire vertical bank of drawers.
- Free standing lateral files come standard with an anti-tip mechanism. This allows only one drawer to be opened at a time.
- Lateral files need to be installed level and cannot tilt forward. However, a degree or two of tilt toward the back wall to insure stability or anchored to the wall is recommended. Make sure to allow for loaded drawers.
File drawer units should never be pitched forward.
- Drawers are intended for use with hanging file folders only and should not be used for general utility storage.

Lateral File Storage Cabinets



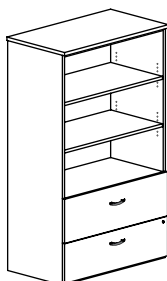
Size W x D x H	Model #	List Price	Weight
30 x 20 x 65	RFFDL302065	\$2,096	193
30 x 24 x 65	RFFDL302465	\$2,169	211
36 x 20 x 65	RFFDL362065	\$2,283	224
36 x 24 x 65	RFFDL362465	\$2,371	245
30 x 20 x 72	RFFDL302072	\$2,187	216
30 x 24 x 72	RFFDL302472	\$2,272	237
36 x 20 x 72	RFFDL362072	\$2,386	251
36 x 24 x 72	RFFDL362472	\$2,489	276

65" High units have 1 adjustable shelf in upper door section.

72" High units have 2 adjustable shelves in upper door section.

OPTION: Lock a set of doors for \$133 list price per lock. Model # DLOCK-B (Black), DLOCK-S (Silver)

Lateral File with Open Shelving



Size W x D x H	Model #	List Price	Weight
30 x 20 x 65	RFFSL302065	\$1,951	160
30 x 24 x 65	RFFSL302465	\$2,025	178
36 x 20 x 65	RFFSL362065	\$2,125	185
36 x 24 x 65	RFFSL362465	\$2,202	206
30 x 20 x 72	RFFSL302072	\$2,032	176
30 x 24 x 72	RFFSL302472	\$2,121	197
36 x 20 x 72	RFFSL362072	\$2,213	148
36 x 24 x 72	RFFSL362472	\$2,305	172

65" High units have 1 adjustable shelf in upper section.

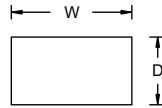

72" High units have 2 adjustable shelves in upper section.

(Pricing includes standard pulls, for premium options see pg. 16)

Features:

- Lateral file storage cabinets and lateral file open storage cabinets have a single lock that locks both drawers.

Storage Cabinet for Under Worksurface




Size	Model #	List Price	Weight
W x D x H			
29-7/8 x 20 x 27-3/4	RFCOS2030	\$755	79
29-7/8 x 24 x 27-3/4	RFCOS2430	\$814	89
35-7/8 x 20 x 27-3/4	RFCOS2036	\$803	82
35-7/8 x 24 x 27-3/4	RFCOS2436	\$864	93

Under worksurface storage cabinets are not designed to be used in a stand alone application.

Use under existing worksurfaces such as credenzas, returns, etc., or see "A la Carte Worksurfaces" page.

OPTION: Lock a set of doors for \$133 list price per lock. Model # DLOCK-B (Black), DLOCK-S (Silver)

2 Door Storage Cabinets



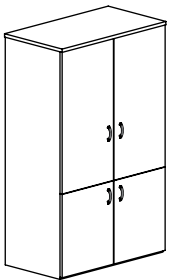
Size	Model #	List Price	Weight
W x D x H			
30 x 20 x 29	RFCSS2030	\$851	110
30 x 24 x 29	RFCSS2430	\$910	123
36 x 20 x 29	RFCSS2036	\$903	118
36 x 24 x 29	RFCSS2436	\$965	130
30 x 20 x 42	RFFD302042	\$1,143	133
30 x 24 x 42	RFFD302442	\$1,259	146
36 x 20 x 42	RFFD362042	\$1,238	141
36 x 24 x 42	RFFD362442	\$1,377	153

29" high units have 1 adjustable shelf and the height is compatible with 2 drawer high lateral files.

42" high units have 2 adjustable shelves and the height is compatible with 3 drawer high lateral files.

OPTION: Lock a set of doors for \$133 list price per lock. Model # DLOCK-B (Black), DLOCK-S (Silver)

4 Door Storage Cabinets



Size	Model #	List Price	Weight
W x D x H			
30 x 20 x 65	RFFDD302065	\$1,944	165
30 x 24 x 65	RFFDD302465	\$2,180	186
36 x 20 x 65	RFFDD362065	\$2,125	192
36 x 24 x 65	RFFDD362465	\$2,408	217
30 x 20 x 72	RFFDD302072	\$2,081	189
30 x 24 x 72	RFFDD302472	\$2,327	213
36 x 20 x 72	RFFDD362072	\$2,294	221
36 x 24 x 72	RFFDD362472	\$2,570	248

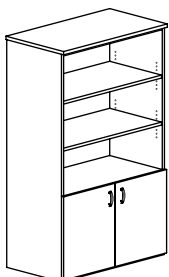
65" High units have 1 adjustable shelf in upper door section - 1 adjustable shelf in the lower door section.

72" High units have 2 adjustable shelves in upper door section - 1 adjustable shelf in the lower door section.

OPTION: Lock a set of doors for \$133 list price per lock. Model # DLOCK-B (Black), DLOCK-S (Silver)

Note: Two locks are required for this unit.

2 Door Cabinet with Open Shelving



Size	Model #	List Price	Weight
W x D x H			
30 x 20 x 65	RFFSD302065	\$1,833	151
30 x 24 x 65	RFFSD302465	\$1,767	169
36 x 20 x 65	RFFSD362065	\$1,826	178
36 x 24 x 65	RFFSD362465	\$1,948	200
30 x 20 x 72	RFFSD302072	\$1,816	172
30 x 24 x 72	RFFSD302472	\$1,941	193
36 x 20 x 72	RFFSD362072	\$1,978	204
36 x 24 x 72	RFFSD362472	\$2,132	228

65" High units have 1 adjustable shelf in upper section - 1 adjustable shelf in the lower door section.

72" High units have 2 adjustable shelves in upper section - 1 adjustable shelf in the lower door section.

OPTION: Lock a set of doors for \$133 list price per lock. Model # DLOCK-B (Black), DLOCK-S (Silver)

(Pricing includes standard pulls, for premium options see pg. 16)

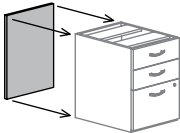
Ala Carte Worksurfaces



Size D x L x Th	Model #	List Price	Weight
20 x 36 x 1-1/4	RFACT2036	\$191	19
20 x 48 x 1-1/4	RFACT2048	\$243	26
20 x 60 x 1-1/4	RFACT2060	\$305	32
20 x 72 x 1-1/4	RFACT2072	\$349	38
20 x 84 x 1-1/4	RFACT2084	\$405	44
20 x 96 x 1-1/4	RFACT2096	\$464	51
24 x 36 x 1-1/4	RFACT2436	\$206	23
24 x 48 x 1-1/4	RFACT2448	\$269	31
24 x 60 x 1-1/4	RFACT2460	\$331	38
24 x 72 x 1-1/4	RFACT2472	\$376	46
24 x 84 x 1-1/4	RFACT2484	\$434	53
24 x 96 x 1-1/4	RFACT2496	\$490	61

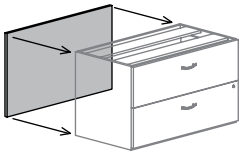
Tops can be cut to custom lengths, use next largest size for pricing and specify "CL" at the end of the model number and indicate the preferred length dimension in the description.

Ala Carte Back Panels



L x H x Th	Model #	List Price	Weight
15-3/4 x 27-1/2 x 3/4	RFFBP16	\$72	12

These back panels are intended to cover the open back on under worksurface type BBF or FF pedestal when the back is visible. Hardware included.



L x H x Th	Model #	List Price	Weight
30 x 27-1/2 x 3/4	RFFBP30	\$116	22
36 x 27-1/2 x 3/4	RFFBP36	\$144	27

These back panels are intended to cover the open back on under worksurface type lateral file or storage cabinet when the back is visible. Hardware included.



SIT-TO-STAND COLLECTION



HPL TOPS | 44 standard HPL finishes

METAL BASES | 11 powder coat finishes

EDGES | matching & coordinating finishes in the following options:

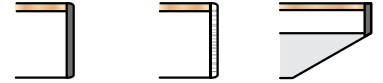
ABS 1: PVC-free impact resistant flat edge (**S**)

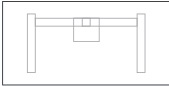
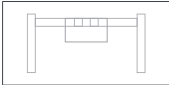
ABS 2: Multi-Ply "Plywood Look" flat vinyl edge (**M**)

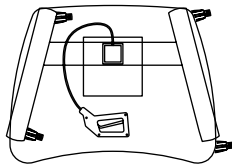
ABS 3: Knife (**KV**), 1/2" Flat edge- bevel painted in a companion color

- Refer to edge code, above in (), when pricing below -

NOTE: Below surface hand lever adjusts height from approximately 27" to 45"



SIZE	BASE INFO		MODEL #	ABS 1	ABS 2	ABS 3
	#, Style			S	M	KV
RECTANGLE TOP SINGLE COLUMN BASE						
	24 x 42	(1) Single Column U-Base	TRASTEL2442	\$1,840	\$1,947	\$1,980
	30 x 42	(1) Single Column U-Base	TRASTEL3042	\$1,959	\$2,076	\$2,112
	36 x 42	(1) Single Column U-Base	TRASTEL3642	\$2,026	\$2,153	\$2,192
RECTANGLE TOP DOUBLE COLUMN BASE						
	24 x 48	(1) Double Column U-Base	TRASTEL2448	\$1,861	\$1,978	\$2,014
	24 x 60	(1) Double Column U-Base	TRASTEL2460	\$2,635	\$2,771	\$2,813
	24 x 72	(1) Double Column U-Base	TRASTEL2472	\$2,703	\$2,859	\$2,907
	30 x 48	(1) Double Column U-Base	TRASTEL3048	\$2,637	\$2,764	\$2,803
	30 x 60	(1) Double Column U-Base	TRASTEL3060	\$2,765	\$2,911	\$2,956
	30 x 72	(1) Double Column U-Base	TRASTEL3072	\$2,829	\$2,995	\$3,046
	36 x 48	(1) Double Column U-Base	TRASTEL3648	\$2,711	\$2,847	\$2,889
	36 x 60	(1) Double Column U-Base	TRASTEL3660	\$2,854	\$3,010	\$3,058
	36 x 72	(1) Double Column U-Base	TRASTEL3672	\$2,935	\$3,111	\$3,165



HPL TOPS | 44 standard HPL finishes

METAL BASES | 11 powder coat finishes

EDGES | matching & coordinating finishes in the following options:

ABS 1: PVC-free impact resistant flat edge **(S)**

ABS 2: Multi-Ply "Plywood Look" flat vinyl edge **(M)**

- Refer to edge code, above in (), when pricing below -

NOTE: Below surface hand lever adjusts height from approximately 27" to 45". Inverted Trapezoid top shown above.



SIZE		BASE INFO #, Style	MODEL #	ABS 1 S	ABS 2 M
KIDNEY TOP					
	30 x 24	(1) Mobile Adjustable Height Base	TRA2KM3024	\$1,792	\$1,882
INVERTED RECTANGLE TOP					
	30 x 24	(1) Mobile Adjustable Height Base	TRA2IRM3024	\$1,792	\$1,882
INVERTED TRAPEZOID TOP					
	28 x 21	(1) Mobile Adjustable Height Base	TRA2ITM2821	\$1,792	\$1,882



HPL TOPS | 44 standard HPL finishes

METAL BASES | 11 powder coat finishes

EDGES | matching & coordinating finishes in the following options:

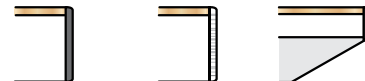
ABS 1: PVC-free impact resistant flat edge (**S**)

ABS 2: Multi-Ply "Plywood Look" flat vinyl edge (**M**)

ABS 3: Knife (**KV**), 1/2" Flat edge- bevel painted in a companion color

- Refer to edge code, above in (), when pricing below -

NOTE: Below surface hand lever adjusts height from approximately 27" to 45"



	SIZE	BASE INFO #, Style	MODEL #	ABS 1 S	ABS 2 M	ABS 3 KV
ROUND TOP						
	30" Dia.	(1) Hgt. Adj. X-Base	TRA2RXEL30	\$1,368	\$1,444	\$1,468
	36" Dia.	(1) Hgt. Adj. X-Base	TRA2RXEL36	\$1,494	\$1,586	\$1,614
	42" Dia	(1) Hgt. Adj. X-Base	TRA2RXEL42	\$1,594	\$1,701	\$1,734
SQUARE TOP						
	24 x 24	(1) Hgt. Adj. X-Base	TRA2SXEL2424	\$1,297	\$1,375	\$1,399
	30 x 30	(1) Hgt. Adj. X-Base	TRA2SXEL3030	\$1,368	\$1,465	\$1,495
	36 x 36	(1) Hgt. Adj. X-Base	TRA2SXEL3636	\$1,494	\$1,611	\$1,647